

CHESNEYS

Luxury fired by design



WE TAKE GREAT PRIDE IN
OUR FIREPLACES. EVERY
STONE OR MARBLE
CHIMNEYPiece THAT WE
MAKE HAS A CHESNEYS
PLAQUE SET INTO THE
REVERSE OF THE MANTEL.
THIS IS OUR HALLMARK.
IF YOU DON'T SEE THE
PLAQUE IT ISN'T ONE OF
OUR FIREPLACES



AN INTRODUCTION TO CHESNEYS

For many years we have restored antique fireplaces at our workshops in London. Conserving and reviving an 18th century marble chimneypiece is a painstaking exercise which requires an extraordinary level of skill, expertise and patience.

There can be no compromises in the process, and it is this rigorous approach which has guided the development of our entire range of designs over the years, and which has come to set a Chesneys fireplace apart from all others.


A fireplace should be the primary focus of any room, and therefore we ensure that every one of our fireplaces embodies the finest craftsmanship and integrity of design.

This new brochure is our most comprehensive to date. We have added new designs to our established Historical and Contemporary Collections, the latter showcasing the talents of contemporary designers, most recently in collaboration with the renowned New York designer, Eric Cohler.

We have also added an exciting new range of bio ethanol fires to suit both traditional and contemporary interiors where a flue is not available.

Our ranges of wood burning stoves, gas fires and fireside accessories all make an appearance on the following pages but can be seen in more detail in separate standalone brochures.

I hope that you will find plenty to enjoy.



PAUL CHESNEY

THE COLLECTIONS	
CONTEMPORARY	6
DESIGNERS	18
SPECIAL MATERIALS	32
HISTORICAL	36
VICTORIAN	36
REGENCY	44
GEORGIAN	52
FRENCH & ITALIAN	68
EN TRUMEAU	80
MUSEUM	82
SOANE	83
LUTYENS	88
ADAM	92
THE GEORGIAN SOCIETY	96
BESPOKE SERVICE	98
CHESNEYS DIRECTORY	106
ANTIQUES	107
ARCHITECTURAL SERVICE	108
FIRES	112
BIO ETHANOL FIRES	113
ALCHEMY GAS FIRES	118
ELECTRIC FIRES	120
ELECTRIC STOVES	122
FIRESIDE	124
FIRE BASKETS AND DOGS	126
REGISTER GRATES	132
INTERIOR PANELS	134
GUIDE TO DIMENSIONS	136

A CHESNEYS FIREPLACE

SHOULD BE THE BEST THERE IS

THAT WAS OUR AIM WHEN WE FOUNDED THE COMPANY OVER 30 YEARS AGO AND IT REMAINS THE SAME TODAY. IN SETTING OUT TO ACHIEVE THIS WE REMAIN PASSIONATELY COMMITTED TO OUR KEY VALUES.



DESIGN

Integrity of design is intrinsic to every Chesneys fireplace. Our period fireplaces are exact copies of antique originals recognised by conservation bodies worldwide for their authenticity. Our contemporary fireplaces are the handiwork of leading contemporary designers to reflect current trends in interior decoration.

CRAFTSMANSHIP

Outstanding craftsmanship means using traditional techniques in our manufacturing whether hand carving a marble chimneypiece or forging steel on a blacksmith's anvil. These are labour intensive and highly skilled processes for which there is no substitute.

MATERIALS

We consistently search for the finest materials, visiting quarries throughout Europe and Asia. We are forever looking to add to the range, and quality of materials that we offer, and to find original and inventive ways of using these new materials.

INNOVATION

Our aim is always to innovate. We continually work on new design concepts and ways to refine our existing products. This brochure introduces many new products, including additions to both our period and contemporary ranges as well as our 'museum' collections.

The background of the page is a close-up photograph of various stone and marble textures. On the left, there are vertical slabs of marble with prominent yellow and black veining. To the right, there's a darker, more complex pattern of grey, black, and yellow. The top left corner shows a blurred orange-brown texture, possibly a wall or another material. The overall composition is artistic and emphasizes natural materials.

DESIGN CRAFTSMANSHIP MATERIALS INNOVATION

THE CHOICE THAT CHESNEYS CAN OFFER IS UNRIVALLED

We have the widest range of quality fireplaces to be found anywhere. What’s more, if we haven’t thought of it already – but you have – we can make it for you.



**CONTEMPORARY
COLLECTION**

The Chesneys Contemporary Collection combines simple modern design with clear architectural form in a series of designs that ensure that the fireplace remains the focus of the room.

Pages 6-17

**SPECIAL MATERIALS
COLLECTION**

Chesneys collection of rare and beautiful natural marbles.

Pages 32-35



**DESIGNER
COLLECTIONS**

Chesneys have a long history of collaboration with leading designers from the fields of fashion, furniture and interior design. These collections have formed an important addition to the rich tradition of domestic fireplace design.

Pages 18-31



**HISTORICAL
COLLECTIONS**

Ranging from Queen Anne to Edwardian and including both English and French designs, this collection is recognised by conservation bodies worldwide for its accuracy and authenticity.

Pages 36-81



**MUSEUM
COLLECTION**

Chesneys is very proud of its Museum Collection. In collaboration with Sir John Soane’s Museum, The Georgian Society and The Lutyens Trust, Chesneys has re-created chimneypiece designs by some of the outstanding British architects from the 18th century onwards.

Pages 82-97



BESPOKE SERVICE

Chesneys can make a fireplace to any design, whether a reproduction of a valuable antique or a modern design. We can produce a fireplace in stone or marble, working from photographs, magazine cuttings, sketches or drawings.

Pages 98-105



CHESNEYS DIRECTORY

Replicating an 18th century manual for fireplace design, The Directory contains a wide range of architectural components and patterns that can be combined to create thousands of different period chimneypiece designs.

Pages 106



ANTIQUES

Chesneys holds a uniquely varied stock of hundreds of antique fireplaces ranging from simple Victorian grates to important 18th century marble chimneypieces.

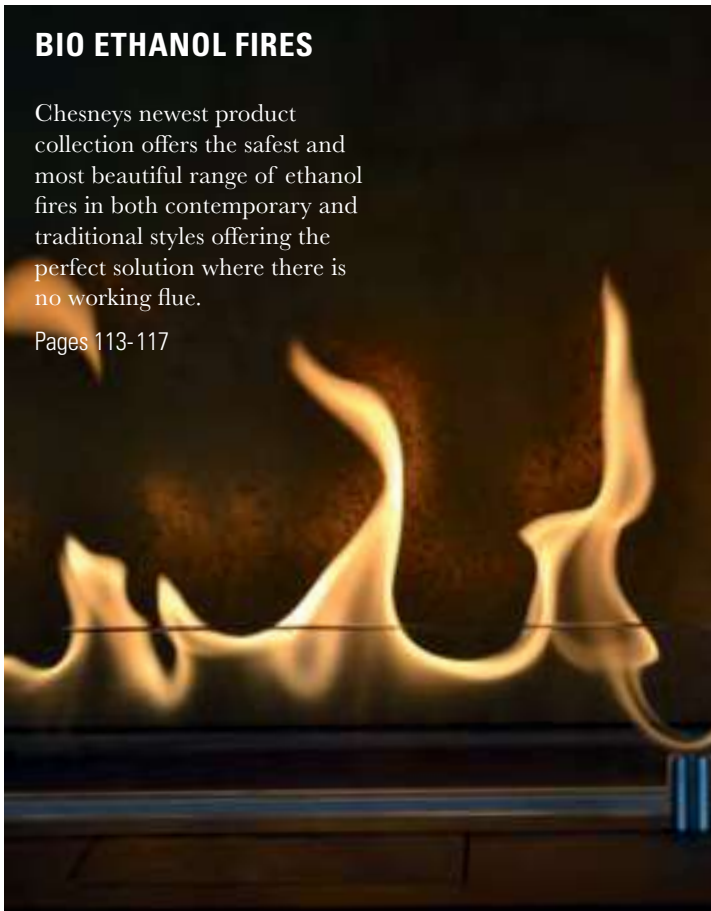
Pages 107



ARCHITECTURAL SERVICE

Chesneys offer a comprehensive service for the design and manufacture of architectural stone and marble work. Our ability to undertake a project uses our expertise in the fields of masonry and carving and includes the key elements of design, material selection and procurement.

Pages 108-111



BIO ETHANOL FIRES

Chesneys newest product collection offers the safest and most beautiful range of ethanol fires in both contemporary and traditional styles offering the perfect solution where there is no working flue.

Pages 113-117



ALCHEMY GAS FIRES

Chesneys range of Alchemy gas fires includes open fronted gas effect fires, high efficiency glass fronted fires and minimalist ribbon burners incorporating both traditional and contemporary styles.

Pages 118-119



ELECTRIC FIRES AND STOVES

A selection of fire baskets and stoves form the Chesneys range that have been custom designed to house ultrasonic technology that create unbelievable realistic fires with flame and smoke effect.

Pages 120-123



FIRE BASKETS & DOGS, REGISTER GRATES

A collection of grates and fire dogs fabricated in steel and cast iron by our own craftsmen. These include both period and contemporary designs and can be used with gas effect and solid fuel fires.

Pages 124-135

CONTEMPORARY

SIMPLE MODERN DESIGN COMBINES WITH
CLEAR ARCHITECTURAL FORM TO ENSURE THE FIREPLACE
REMAINS THE FOCUS OF THE ROOM

The Contemporary Collection Pages 6 - 17

THE MANHATTAN

The most recent addition to Chesneys Contemporary Collection, The Manhattan is a simple, strong design that lends itself to manufacture in a variety of materials. It is shown here in Anatalyan Lilac marble, quarried in the Taurus Mountains of Turkey.

The Manhattan is shown here in bespoke sizes with the Soho fire basket, Spherical Steel fire dogs and black slate hearth.

DETAILS

Opening 40"(1016)W x 36"(915)H
Shelf 58"(1473)L x 4³/₈"(110)D
Overall size 58"(1473)W x 45"(1143)H
Depth of rebate 1"(25)
Depth of jamb 4³/₈"(110)
Height of footblock N/A

Reduced size

Opening 37"(940)W x 34"(864)H
Shelf 54"(1371)L x 4³/₈"(110)D
Overall size 54"(1371)W x 42¹/₂"(1080)H
Depth of rebate 1"(25)
Depth of jamb 4³/₈"(110)
Height of footblock N/A





THE DEVONSHIRE ▶

The Devonshire displays handsome proportions and crisp detailing with an elegant downward taper to the pilasters. Carved in limestone, it is shown here with the Alpine 6 Series multi-fuel stove from Chesneys Stove Collection.

DETAILS

Opening 38"(965)W x 38"(965)H
 Shelf 59¹/₂"(1511)L x 9"(229)D
 Overall size 53¹/₄"(1354)W x 47¹/₄"(1201)H
 Depth of rebate 1"(25)
 Depth of jamb 5³/₄"(145)
 Height of footblock 6"(152)

Reduced size

Opening 34"(863)W x 35"(889)H
 Shelf 54"(1371)L x 8³/₈"(211)D
 Overall size 47³/₄"(1214)W x 43³/₄"(1111)H
 Depth of rebate 1"(25)
 Depth of jamb 5"(127)
 Height of footblock 6"(152)

◀ THE BURLINGTON

The Burlington fireplace is a timeless design carved from limestone. With its simple geometric lines and classical proportions, it will give architectural interest and a sense of scale to both modern and traditional interiors. Shown with Modern steel slips, Soho 22" fire basket, Spherical steel fire dogs and slate hearth.

DETAILS

Opening 36"(915)W x 36"(915)H
 Shelf 60¹/₈"(1525)L x 8⁷/₈"(224)D
 Overall size 52"(1321)W x 48¹/₈"(1220)H
 Depth of rebate 1"(25)
 Depth of jamb 5¹/₂"(140)
 Height of footblock 5¹/₈"(130)

Reduced size

Opening 32³/₈"(823)W x 35"(889)H
 Shelf 54"(1371)L x 8"(201)D
 Overall size 46³/₄"(1188)W x 45⁷/₈"(1163)H
 Depth of rebate 1"(25)
 Depth of jamb 5"(127)
 Height of footblock 4⁵/₈"(117)





◀ THE ALHAMBRA

Sensuous curves and shapely mouldings characterise the Versailles fireplace, shown left. Rarely showing a straight line or a sharp corner, its exuberant design is a magnificent example of Chesneys carving. Shown here in statuary marble with the Adam No.2 fire basket and black slate hearth and cheeks.

DETAILS

Opening 38"(965)W x 38"(965)H
Shelf 63"(1600)L x 9"(228)D
Overall size 59 1/4"(1504)W x 50 7/8"(1290)H
Depth of rebate 1"(25)
Depth of jamb 7 1/8"(180)
Height of footblock 5 7/8"(150)

THE MADISON ▶

The Madison is the newest addition to Chesneys Contemporary Collection. With elegant tapering pilasters terminating beneath a strong bed mould supporting a generous mantel shelf, The Madison is a design that sits comfortably in both period and contemporary interiors. Shown with antique patinated silver finish slips, Soho 18" fire basket, Spherical steel fire dogs and slate hearth.

DETAILS

Opening 38"(965)W x 38"(965)H
Shelf 62"(1575)L x 9 1/2"(242)D
Overall size 56 3/8"(1433)W x 45 1/8"(1148)H
Depth of rebate 1"(25)
Depth of jamb 6 3/4"(170)
Height of footblock 5 1/2"(140)

Reduced size

Opening 33"(838)W x 36"(915)H
Shelf 54"(1371)L x 8"(202)D
Overall size 49"(1244)W x 41 5/8"(1059)H
Depth of rebate 1"(25)
Depth of jamb 5 1/2"(140)
Height of footblock 5"(127)





THE DAKOTA ▶

The Dakota, shown right, combines elegant proportions with crisp, clean architectural lines. Carved in limestone it is shown here with Contemporary Plain interior panels the Soho 22" fire basket, Modern steel slips and a matching limestone hearth.

DETAILS

Opening 36"(914)W x 36"(914)H
Shelf 55 1/8"(1400)L x 7"(176)D
Overall size 48 1/2"(1228)W x 51 5/8"(1310)H
Depth of rebate 1"(25)
Depth of jamb 3 1/2"(90)
Height of footblock 5 1/8"(130)

◀ THE CHELSEA

A contemporary design which reinvents the traditional bolection shape in an elegant minimalist form by refining the design into a graceful sweeping moulding. Shown left, in Bianco Avorio limestone with black slate hearth and slips, Soho 18" fire basket for dogs, Spherical steel fire dogs and Reeded fibre interior panels.

DETAILS

Opening 37 1/4"(947)W x 33 7/8"(861)H
Shelf 54"(1372)L x 3 3/4"(95)D
Overall size 54"(1372)W x 42 1/4"(1073)H
Depth of rebate 1"(25)
Depth of jamb 3 7/8"(98)



NEW DESIGNS ARE DEFINED
BY ENTIRELY FRESH
ARCHITECTURAL FORM AND
DETAIL THAT DOES NOT DRAW
UPON EARLIER SOURCES AND
OFFER AN ALTERNATIVE
APPROACH TO TRADITIONAL
FIREPLACE DESIGN.



◀ THE KENT BOLECTION

The Kent is a robust and simple example of the classically inspired bolection moulding, originally popularised by Sir Christopher Wren but equally at home in a contemporary interior. Shown here with modern steel slips, 18" Soho fire basket for dogs, Spherical steel fire dogs and slate hearth.

DETAILS

Opening 40"(1016)W x 40"(1016)H
Shelf 60"(1524)L
Overall size 60"(1524)W x 50"(1270)H
Depth of jamb 5 1/4"(132)
Height of footblock 6"(152)

THE METRO ▶

Colin Orchard, the well-known interior designer, chose the limestone Metro for its simplicity for his own home. Shown right, with Industrial steel slips, Fibonacci 18" fire basket with matching limestone hearth.

DETAILS

Opening 40"(1016)W x 38"(965)H
Shelf 55 3/4"(1416)L x 5"(127)D
Overall size 55 3/4"(1416)W x 45 7/8"(1165)H
Depth of rebate 1"(25)
Depth of jamb 5"(127)



THE **CONTEMPORARY** COLLECTION *in limestone*

THE MURANO

Shown with the Fibonacci 22" fire basket, Modern steel slips, Contemporary Plain interior panels and black slate hearth.



DETAILS

Opening 40"(1016)W x 40"(1016)H
Shelf 60"(1524)L x 8³/₄"(222)D
Overall size 54¹/₈"(1375)W x 48¹/₄"(1226)H
Depth of rebate 1"(25)
Depth of jamb 5⁷/₈"(149)

THE CLANDON BOLECTION FRAME

The Clandon Bolection Frame is a traditional design with a contemporary feel. Carved in limestone it combines elegant proportions with soft architectural curves making it an ideal choice for contemporary interiors. Shown with the 18" Osborne fire basket, Contemporary Plain interior panels, Modern steel slips and matching limestone hearth.



DETAILS

Opening 36"(914)W x 36"(914)H
Shelf N/A
Overall size 50¹/₄"(1275)W x 43¹/₈"(1095)H
Depth of rebate 1"(25)
Depth of jamb 6"(152)
Height of footblock 6"(152)

THE ODEON

Shown here with Industrial steel slips, 18" Amhurst fire basket with a black slate hearth.



DETAILS

Opening 38"(965)W x 38"(965)H
Shelf 56⁷/₈"(1445)L x 10⁷/₁₆"(265)D
Overall size 56⁷/₈"(1445)W x 47⁷/₁₆"(1205)H
Depth of rebate 1"(25)
Depth of jamb 10⁷/₁₆"(265)

THE GAUMONT

Shown with the 18" Osborne fire basket, Contemporary Plain interior panels, Modern steel slips and matching limestone hearth.



DETAILS

Opening 38"(965)W x 38"(965)H
Shelf 50⁵/₈"(1285)L x 7¹/₂"(190)D
Overall size 50⁵/₈"(1285)W x 44³/₈"(1125)H
Depth of rebate 1"(25)
Depth of jamb 7¹/₂"(190)

THE DESIGNERS

THE DESIGNERS WHOSE WORK APPEARS ON THE FOLLOWING PAGES ARE DRAWN FROM
A NUMBER OF DIFFERENT DISCIPLINES BUT ALL SHARE A COMMON AIM OF BRINGING A FRESH
AND INNOVATIVE PERSPECTIVE TO THE FIELD OF FIREPLACE DESIGN

TOM FAULKNER
ERIC COHLER
ALEXA HAMPTON
BUNNY WILLIAMS
SUZANNE TUCKER
JANE CHURCHILL
BARBARA HULANICKI

The Designer Collection Pages 18 - 31

TOM FAULKNER ▶

LONDON BASED DESIGNER TOM FAULKNER IS BEST KNOWN FOR DESIGNING AND MAKING ORIGINAL PIECES OF
DISTINCTIVE METAL FURNITURE.

He believes that simplicity of line and proportion are the cornerstones of all good design. These values are displayed in
his complimentary suite of fire surround and fire dogs, which bear the hallmark of clean, crisp contemporary design.

THE FAULKNER

The Faulkner surround is carved in limestone with the distinctive sweeping design in the pilasters reflected in the accompanying Faulkner polished steel fire dogs. It is shown with the 18" Soho fire basket for dogs, Contemporary Plain interior panels, Modern steel slips and matching limestone hearth.

DETAILS

Opening 36"(914)W x 36"(914)H
Shelf 60¹/₂"(1536)L x 9⁷/₈"(250)D
Overall size 54⁵/₈"(1386)W x 45⁷/₈"(1166)H
Depth of rebate 1"(25)
Depth of jamb 6⁷/₈"(175)



ERIC COHLER

FOR HIS CONTEMPORARY
COLLECTION FOR CHESNEYS,
LEADING NEW YORK DESIGNER
ERIC COHLER WAS INSPIRED BY
THE INDUSTRIAL REVOLUTION
OF THE 19TH CENTURY.

Natural and manufactured
materials are fused in a series
of spectacular designs, that
combine classical and
contemporary elements and
bear the hallmark of clean,
crisp contemporary design.

THE GRIFFIN

Fabricated in Petit Granit
limestone with strong fossil
markings and decorated with
patinated steel mouldings,
the Griffin is a contemporary
design of great elegance.

DETAILS

Opening 44³/₄"(1136)W x 37³/₈"(951)H

Shelf 57⁷/₈"(1470)L x 47⁷/₈"(125)D

Overall size 57⁷/₈"(1470)W x 44"(1118)H

Depth of jamb 47⁷/₈"(125)

VISIT CHESNEYS' WEBSITE TO VIEW THE FULL ERIC COHLER COLLECTION



ALEXA HAMPTON™

NEW YORK BASED DESIGNER
ALEXA HAMPTON™ IS
ANNUALLY LISTED BY
ARCHITECTURAL DIGEST
AS ONE OF AMERICA’S TOP
INTERIOR DESIGNERS.

From an early age she travelled the world in the company of her father, the legendary American designer, Mark Hampton, visiting the great architectural landmarks. Her collection for Chesneys reflects these early experiences, displaying her familiarity with the classical architectural vocabulary but showing her ability to re-invent the form in a contemporary manner.

THE BELVEDERE

Shown in statuary marble with antique finish with the Tyndale 18" fire basket and black slate hearth and slips.

DETAILS

Opening 44"(1117)W x 36"(914)H
Shelf 59½"(1511)L x 10⅝"(269)D
Overall size 57¼"(1453)W x 44"(1117)H
Depth of rebate 1"(25)
Depth of jamb 9"(228)
Height of footblock 5⅞"(130)

The standard production material for this chimneypiece is statuary marble.

VISIT CHESNEYS' WEBSITE TO VIEW THE FULL ALEXA HAMPTON™ COLLECTION



BUNNY WILLIAMS

NEW YORK BASED
BUNNY WILLIAMS IS WIDELY
RECOGNISED AS ONE OF
AMERICA'S LEADING TASTE
MAKERS IN THE FIELD OF
INTERIOR DESIGN.

Her work is characterised by
a modern vision, a sense of
history and the confidence to
take an unexpected path.
Her collection of fireplaces
for Chesneys bears all these
hallmarks in its imaginative
and original re-interpretation
of French and English
nineteenth century forms.

THE VENETO

The Veneto re-works a classic
Regency design in a truly original
manner with a traditional frame
fabricated in Light Emperador
marble and comprising plain panels
ornamented with repeating convex
orbs and diamond shapes in
contrasting Portuguese stone to create
a dramatic and arresting effect.

DETAILS

Opening 42"(1067)W x 36¹/₂"(927)H
Shelf 62¹/₄"(1581)L x 8⁵/₈"(219)D
Overall size 57¹/₄"(1454)W x 46³/₈"(1178)H
Depth of rebate 1"(25)
Depth of jamb 6¹/₄"(157)
Height of footblock 4¹/₈"(103)

VISIT CHESNEYS' WEBSITE TO VIEW THE FULL BUNNY WILLIAMS COLLECTION



SUZANNE TUCKER

SAN FRANCISCO DESIGN ICON
SUZANNE TUCKER’S
COLLABORATION WITH
CHESNEYS STEMS FROM A
SHARED APPRECIATION OF
FINE CRAFTSMANSHIP AND
SOPHISTICATED DESIGN.

Following her extensive and
regular travels throughout
Italy, France and England,
Suzanne has taken inspiration
from the decorative arts and
ornamental vernacular in each
of these countries.

THE VOLTAIRE

Carved in Limestone, the Voltaire
is inspired by a transitional period
in the early 18th century when a
reaction against the formality of
the Louis IV period saw decoration
and furniture become increasingly
light and curvaceous.

DETAILS

Opening 46"(1169)W x 38"(965mm)H
Shelf 62 1/4"(1581)L x 15 1/2"(393)D
Overall size 62"(1577)W x 45 1/4"(1150mm)H
Depth of jamb 10 1/2"(268)
Height of footblock 6"(152)

VISIT CHESNEYS' WEBSITE TO VIEW THE FULL SUZANNE TUCKER COLLECTION



JANE CHURCHILL

THIS COLLECTION REPRESENTS AN EXCITING DIRECTION IN FIREPLACE DESIGN, MARRYING ELEMENTS OF TRADITIONAL FORM WITH ORIGINAL AND BEAUTIFUL NEW CONCEPTS OF ORNAMENTATION.

THE EBURY

Shown in statuary marble with black slate hearth and slips and Stanhope basket in steel.

DETAILS

Opening 36"(914)W x 36"(914)H
Shelf 56½"(1434)L x 8⅜"(213)D
Overall size 50¼"(1274)W x 43⅝"(1106)H
Depth of rebate 1"(25)
Depth of jamb 5"(128)
Height of footblock 4⅞"(105)

‘Wherever appropriate I make a fireplace the central focus of a room and I was thrilled to have the opportunity to design my own range’

Jane Churchill

VISIT CHESNEYS' WEBSITE TO VIEW THE FULL JANE CHURCHILL COLLECTION





BARBARA HULANICKI

BARBARA HULANICKI IS BEST KNOWN AS THE FOUNDER OF BIBA, THE ICONIC FASHION STORE WHICH OPENED IN LONDON IN 1964 AND WENT ON TO BECOME ONE OF THE MOST POPULAR AND INFLUENTIAL FASHION BRANDS OF THE DECADE.

THE HULANICKI ART NOUVEAU

The Hulanicki Art Nouveau surround shown in statuary marble, captures in crisp detail the sinuous floral carving that characterises this delicate fireplace. It is shown with black slate hearth and slips and the Cadogan fire basket in steel.

DETAILS

Opening 38"(965)W x 38"(965)H

Shelf 58³/₄"(1491)L x 8³/₄"(221)D

Overall size 52³/₄"(1340)W x 47¹/₄"(1199)H

Depth of rebate 1"(25)

Depth of jamb 5¹/₂"(140)

Height of footblock 5"(127)

VISIT CHESNEYS' WEBSITE TO VIEW
THE FULL BARBARA HULANICKI COLLECTION





SPECIAL MATERIALS COLLECTION

A COLLECTION OF RARE AND BEAUTIFUL NATURAL MARBLES FOR
THE MANUFACTURE OF FIREPLACES

Chesneys have re-visited the eighteenth century practice of sourcing rare and beautiful materials for use in the design of fireplaces.

In some cases it is as much the material as the design that gives a fireplace its unique appeal. On the following pages are examples of a number of rare and beautiful natural marbles that Chesneys holds at its factories. Many of the designs in our standard range can be executed in these materials as can client’s bespoke designs, depending on the availability of material from time to time.

These materials originate from quarries throughout Europe and further afield. The images shown of the various materials can only be broadly indicative as colour and veining change with every block that is quarried.

Pages 32 - 35

Opposite The simple architectural form of a bolection moulding is the ideal vehicle for vibrantly coloured and strongly figured French Breche de Vendome marble.

THE CHESNEYS
SPECIAL MATERIALS
COLLECTION PROVIDES
THE OPPORTUNITY
TO COMMISSION A
FIREPLACE THAT WILL
BE GENUINELY UNIQUE
IN ITS APPEARANCE
AND DRAMATIC IN ITS
IMPACT ON THE
DESIGN OF A ROOM.



THE **COLLECTION**

Shown here are a selection of materials from various quarries around the world which provide an insight to the beautiful array of choices available for a truly unique fireplace.

- 1 Arabescato
- 2 Anatolian Grey
- 3 Oniciata
- 4 Arezzo
- 5 Fleur de Peche
- 6 Calacatta Vagli
- 7 Azul Valverde
- 8 Giallo Treviso
- 9 Petit Granit
- 10 Estromos
- 11 Rosso Lepanto
- 12 Tiger Skin



1



2



3



4



5



6



7



8




9



10



11



12

The images shown on these pages and throughout are indicative illustrations of the material which will be subject to natural variation in colour, veining and other natural characteristics.

- 13 Oro Nero
- 14 Lilac
- 15 Port St Lorrain
- 16 Calacatta Emerald
- 17 Etruscan Gold
- 18 Nero Bilbao
- 19 Bardiglio Nuvolato
- 20 Dark Emperador
- 21 Breche de Vendome
- 22 Portoro
- 23 Old Ocean
- 24 Light Emperador



13



14



15



16



17



18



19



20



21



22



23



24

HISTORICAL

RANGING FROM QUEEN ANNE TO EDWARDIAN AND INCLUDING BOTH ENGLISH AND FRENCH DESIGNS, THIS COLLECTION IS RECOGNISED BY CONSERVATION BODIES WORLDWIDE FOR ITS ACCURACY AND AUTHENTICITY

The Historical Collection Pages 36 - 81

VICTORIAN

A NEW FREEDOM IN THE USE OF ARCHITECTURAL FORM AND ORNAMENTATION EMERGED IN THE VICTORIAN AGE WHICH IS REFLECTED IN THE FIREPLACE DESIGNS OF THE PERIOD.

The Victorian Collection Pages 36 - 43

THE BUCKINGHAM

The Buckingham has finely carved corbels, fielded panels and a reeded mantel shelf. Shown here in statuary marble with the Ornate Arched register grate and black slate hearth.

DETAILS

Opening 40"(1016)W x 40"(1016)H

Shelf 65"(1651)L x 10"(254)D

Overall size 56⁷/₈"(1444)W x 49¹/₂"(1257)H

Depth of rebate 1"(25)

Depth of jamb 5⁵/₈"(142)

Height of footblock 6"(152)



THE **VICTORIAN** COLLECTION

THE EDWARDIAN CORBEL

in Carrara marble

Shown with the Britton No.1 Arched register grate and black slate hearth.



DETAILS

Opening 37"(940)W x 37"(940)H
Shelf 63"(1600)L x 10"(254)D
Overall size 56³/₄"(1441)W x 45¹/₂"(1156)H
Depth of rebate 1"(25)
Depth of jamb 4⁷/₈"(123)
Height of footblock 7⁷/₈"(200)

THE VICTORIAN CORBEL

in Carrara marble

Shown with the Britton No.3 Arched register grate and black slate hearth.



DETAILS

Opening 37"(940)W x 37"(940)H
Shelf 63"(1600)L x 10"(254)D
Overall size 56³/₄"(1441)W x 45¹/₂"(1156)H
Depth of rebate 1"(25)
Depth of jamb 4⁷/₈"(123)
Height of footblock 7⁷/₈"(200)

Also available in limestone.

THE HOLLAND

in statuary marble

Shown with the Britton No.3 Arched register grate and black slate hearth.



DETAILS

Opening 39⁷/₈"(1012)W x 33⁵/₈"(852)H
Shelf 83¹/₂"(2119)L x 11³/₈"(290)D
Overall size 71³/₈"(1814)W x 46⁵/₈"(1183)H
Depth of rebate 1"(25)
Depth of jamb 5⁵/₈"(143)
Height of footblock 8³/₈"(212)

Reduced size

Opening 34¹/₈"(868)W x 34³/₈"(873)H
Shelf 76⁷/₈"(1953)L x 11³/₈"(290)D
Overall size 64⁷/₈"(1648)W x 46⁵/₈"(1183)H
Depth of rebate 1"(25)
Depth of jamb 5⁵/₈"(143)
Height of footblock 8³/₈"(212)

Reduced size illustrated with Britton No.3 register grate. Standard size will require Ornate Arched register grate as shown right with the Ladbroke fireplace.

THE LADBROKE

in statuary marble

Shown with the Ornate Arched register grate and black slate hearth.



DETAILS

Opening 39⁵/₈"(1005)W x 33³/₈"(849)H
Shelf 71¹/₂"(1817)L x 9³/₄"(249)D
Overall size 62¹/₂"(1587)W x 43¹/₂"(1106)H
Depth of rebate 1"(25)
Depth of jamb 5⁵/₈"(143)
Height of footblock 6³/₈"(162)

Reduced size

Opening 34¹/₈"(868)W x 34³/₈"(873)H
Shelf 65"(1651)L x 9³/₄"(249)D
Overall size 55⁷/₈"(1420)W x 43¹/₂"(1106)H
Depth of rebate 1"(25)
Depth of jamb 5⁵/₈"(143)
Height of footblock 6³/₈"(162)

Standard size illustrated with Ornate Arched register grate. Reduced size will require Britton No.3 register grate as shown left with the Holland fireplace.



◀ THE GREENWICH

The Greenwich, shown left, is a fire surround that includes a wealth of architectural detail and features an inverted breakfront mantel shelf and conforming frieze above an attractive Gothic Arched opening.

Shown in Bianco Avorio limestone with the 22" Soho fire basket, black slate hearth, slips and Reeded fibre interior panels.

DETAILS

Opening 34⁵/₈"(881)W x 31¹/₂"(801)H
Shelf 54"(1372)L x 6⁷/₈"(175)D
Overall size 49³/₈"(1254)W x 44¹/₄"(1125)H
Depth of rebate 1"(25)
Depth of jamb 4⁵/₈"(116)
Height of footblock 5¹/₈"(130)

THE CLASSIC VICTORIAN ▶

Shown here with limestone slips, 18" Soho fire basket for dogs, Spherical steel fire dogs and limestone hearth.

DETAILS

Opening 36"(914)W x 36"(914)H
Shelf 58⁵/₈"(1489)L x 7¹/₂"(190)D
Overall size 53¹/₈"(1347)W x 44⁷/₁₆"(1130)H
Depth of rebate 1"(25)
Depth of jamb 5¹/₂"(140)
Height of footblock 7³/₄"(197)

Reduced size
Opening 31¹/₂"(800)W x 36"(914)H
Shelf 53¹/₄"(1350)L x 7¹/₂"(190)D
Overall size 47"(1192)W x 43¹/₂"(1104)H
Depth of rebate 1"(25)
Depth of jamb 5¹/₂"(140)
Height of footblock 6¹/₄"(160)

Also available in Carrara marble.



THE VICTORIAN COLLECTION

THE COLEBROOKE

in limestone

Shown with the Godwin register grate and black slate hearth.



DETAILS

Opening 36"(914)W x 36"(914)H
Shelf 59 3/4"(1518)L x 9"(229)D
Overall size 53"(1346)W x 45"(1142)H
Depth of rebate 1"(25)
Depth of jamb 5 1/4"(133)
Height of footblock 7 1/8"(181)

THE ELIZABETHAN

in limestone

Shown with the Ducksnest 18" fire basket in black, Herringbone brick interior panels and matching limestone hearth.



DETAILS

Opening 35 7/8"(911)W x 35 7/8"(911)H
Shelf 59 7/8"(1520)L x 9 1/8"(233)D
Overall size 51 1/2"(1308)W x 48 1/8"(1223)H
Depth of rebate 1"(25)
Depth of jamb 5"(127)
Height of footblock 7"(180)

Shelf and jambs will be in sections as per Chiswick Tudor and Shelburne designs. The standard production material for this chimneypiece is Bianco Avorio limestone.

THE CHISWICK TUDOR

in Bianco Avorio

Shown with the Caxton 22" fire basket for dogs, Faraday andirons, Contemporary Plain interior panels and matching three piece Bianco Avorio hearth.



DETAILS

Opening 36"(914)W x 32⁵/₈"(830)H
Shelf 54¹/₈"(1375)L x 7"(177)D
Overall size 50¹/₄"(1275)W x 45¹/₂"(1155)H
Depth of rebate 1"(25)
Depth of jamb 5"(127)
Height of footblock 5¹/₈"(130)

THE SHELBURNE

in Bianco Avorio

Shown with the Baird 22" fire basket, Ballhead fire dogs, Herringbone brick interior panels, matching three piece Bianco Avorio hearth and black slate Tudor shaped slips.



DETAILS

Opening 40"(1016)W x 36"(914)H
Shelf 65"(1650)L x 12¹/₈"(308)D
Overall size 56³/₄"(1440)W x 48¹/₂"(1232)H
Depth of rebate 1"(25)
Depth of jamb 6"(152)
Height of footblock 6¹/₂"(165)

REGENCY

THE PLEASING COMBINATION OF SCALE AND SIMPLICITY
MAKES REGENCY FIREPLACES AN IDEAL CHOICE FOR MODERN
AND PERIOD ROOMS.

The Regency Collection Pages 44 - 51

THE LANGLEY ►

The Langley exhibits the elegance and simplicity that characterises the best of Regency design. It has panelled jambs and frieze, the former terminating beneath corner blocks with finely carved rosettes.

Featured in statuary marble, the Langley is shown with the Chamberlain register grate and black slate hearth.

DETAILS

Opening 40"(1016)W x 40"(1016)H
Shelf 64 1/4"(1631)L x 8 1/8"(205)D
Overall size 58 3/16"(1478)W x 51 7/16"(1305)H
Depth of rebate 1"(25)
Depth of jamb 5"(128)
Height of footblock 5 1/2"(140)







THE MARBLE REGENCY BULLSEYE ►

The simple lines of the Regency period make the Marble Regency Bullseye an ideal fireplace for contemporary interiors. Cushion moulded pilasters and simple bullseye paterae create an elegant and understated design. Shown here in with the Cubitt register grate and black slate hearth. The standard production material for this chimneypiece is Carrara marble.

DETAILS

The Marble Regency Bullseye 36

Opening 36"(914)W x 36"(914)H
Shelf 57½"(1460)L x 8¼"(209)D
Overall size 53"(1346)W x 43⅞"(1095)H
Depth of rebate 1"(25)
Depth of jamb 6"(152)
Height of footblock 6"(152)

The Marble Regency Bullseye 40

Opening 40"(1016)W x 40"(1016)H
Shelf 61½"(1561)L x 8¼"(209)D
Overall size 57"(1447)W x 47⅞"(1197)H
Depth of rebate 1"(25)
Depth of jamb 6"(152)
Height of footblock 6"(152)

◀ THE EDINBURGH

The Edinburgh, shown left, features bowed reeded pilasters and conforming frieze with diagonal ribbons and finely carved paterae to the corner blocks. It is shown here in statuary marble with the Chamberlain register grate and black slate hearth.

DETAILS

Opening 40"(1016)W x 40"(1016)H
Shelf 65"(1650)L x 10"(254)D
Overall size 57½"(1460)W x 47¾"(1211)H
Depth of rebate 1"(25)
Depth of jamb 6½"(165)
Height of footblock 6½"(165)



THE **REGENCY** COLLECTION

THE ALBEMARLE

in statuary marble

Shown with inlaid flutes of Etruscan Gold marble, the Dorchester fire basket in brass with black slate hearth and slips.



DETAILS

Opening 36"(915)W x 40"(1015)H
Shelf 65"(1650)L x 77/8"(200)D
Overall size 54"(1370)W x 543/8"(1380)H
Depth of rebate 1"(25)
Depth of jamb 31/2"(88)
Height of footblock 51/2"(140)

THE ALBANY

in Carrara marble

Shown with the Ornate Arched register grate and black slate hearth.



DETAILS

Opening 38"(965)W x 38"(965)H
Shelf 59"(1499)L x 71/2"(191)D
Overall size 51"(1293)W x 451/2"(1156)H
Depth of rebate 1"(25)
Depth of jamb 5"(127)
Height of footblock 6"(152)

THE REGENCY BULLSEYE

in limestone

Shown with the polished Plain Arched register grate and black slate hearth.



DETAILS

The Regency Bullseye 36
Opening 36"(915)W x 36"(915)H
Shelf 57 1/2"(1460)L x 8 1/4"(209)D
Overall size 53"(1346)W x 43 1/8"(1095)H
Depth of rebate 1"(25)
Depth of jamb 6"(152)
Height of footblock 6"(152)

THE REEDED REGENCY BULLSEYE

in Carrara marble

Shown with the Britton No.4 Arched register grate and black slate hearth.



DETAILS

Opening 36"(914)W x 36"(914)H
Shelf 57 1/2"(1460)L x 8"(203)D
Overall size 53"(1346)W x 42 7/8"(1087)H
Depth of rebate 1"(25)
Depth of jamb 6"(152)
Height of footblock 6"(152)

THE **REGENCY** COLLECTION

THE FAIRFAX

in limestone

Shown with the Dorchester fire basket in steel and matching limestone hearth and slips.



DETAILS

Opening 38"(965)W x 38"(965)H
Shelf 63"(1600)L x 10³/₄"(274)D
Overall size 55³/₄"(1415)W x 48"(1219)H
Depth of rebate 1"(25)
Depth of jamb 7⁵/₈"(193)
Height of footblock 4⁵/₈"(116)

THE HARTWELL

in statuary marble

Shown with the Syon fire basket in steel and black slate hearth and slips.



DETAILS

Opening 40"(1016)W x 40"(1016)H
Shelf 66³/₄"(1694)L x 12³/₈"(315)D
Overall size 58³/₄"(1492)W x 52"(1321)H
Depth of rebate 1"(25)
Depth of jamb 9¹/₈"(233)
Height of footblock 6"(152)

THE NASH

in statuary marble

Shown with the Hardwick register grate and black slate hearth.

THE ACANTHUS

in statuary marble

Shown with the 22" Baird fire basket and black slate hearth and slips.



DETAILS

Opening 40"(1016)W x 40"(1016)H
Shelf 63"(1600)L x 8½"(215)D
Overall size 56⅜"(1430)W x 49⅜"(1253)H
Depth of rebate 1"(25)
Depth of jamb 4¼"(107)
Height of footblock 6"(152)

DETAILS

Opening 40"(1016)W x 40"(1016)H
Shelf 69⅛"(1753)L x 10"(254)D
Overall size 59¼"(1505)W x 50"(1270)H
Depth of rebate 1"(25)
Depth of jamb 5⅝"(142)
Height of footblock 6"(152)

GEORGIAN

CHESNEYS GEORGIAN COLLECTION ENCOMPASSES CHIMNEYPiece
DESIGN THROUGHOUT THE 18TH CENTURY.

STARTING WITH THE SIMPLICITY OF THE QUEEN ANNE PERIOD,
MOVING THROUGH THE FORMALITY OF PALLADIANISM AND
CONCLUDING WITH THE FREEDOM OF THE ROBERT ADAM INSPIRED
NEO-CLASSICAL MOVEMENT.

The Georgian Collection Pages 52 - 67

THE CHICHESTER ►

The Chichester is a handsome example of a mid-18th century chimneypiece decorated with crisply executed stiff leaf acanthus and carved in Portland stone. It is shown here in an optional bespoke antiqued finish with slate hearth and slips and an Osterley steel fire basket.

Bespoke antique finish is at additional cost.

DETAILS

Opening 46½"(1182)W x 44½"(1129)H

Shelf 74"(1880)L x 11"(281)D

Overall size 61½"(1560)W x 65"(1651)H

Depth of jamb 7¾"(186)

Height of footblock 57⅞"(150)







◀ THE CLANDON

The Clandon is based on a Queen Anne design from the beginning of the 18th century. Its simple lines and generous curves make it a versatile choice suitable for both contemporary and period interiors. It is shown with Burton forged steel andirons and the 22" Swansnest fire basket.

DETAILS

Opening 36"(914)W x 36"(914)H
Shelf 57⁵/₈"(1461)L x 8"(205)D
Overall size 50¹/₄"(1275)W x 51¹/₄"(1300)H
Depth of jamb 6"(152)
Height of footblock 6"(152)

Reduced size

Opening 35"(890)W x 35"(889)H
Shelf 54"(1372)L x 7¹/₈"(180)D
Overall size 47¹/₂"(1208)W x 49"(1245)H
Depth of jamb 5¹/₄"(134)
Height of footblock 5¹/₄"(134)

THE NORTHUMBERLAND ▶

A lovely example of an 18th century neo-classical chimneypiece, the Northumberland shows the influence of Robert Adam. It has fluted ionic columns supporting an entablature decorated with classical urns and ewers. Inset marble panels in contrasting colours can provide a striking contrast to the statuary marble. Shown in statuary marble with green Verde marble ingrounds, Croome fire basket in brass and black slate hearth and slips.

DETAILS

Opening 45"(1142)W x 44¹/₄"(1124)H
Shelf 74¹/₈"(1882)L x 10³/₈"(262)D
Overall size 67¹/₂"(1714)W x 60¹/₂"(1534)H
Depth of rebate 1"(25)
Depth of jamb 8¹/₈"(207)
Height of footblock 4¹/₂"(114)





GEORGIAN FIREPLACE DESIGN WAS BASED ON THE CLASSICAL ORDERS AND FOLLOWED STRICT RULES OF PROPORTION WHILST EMPLOYING A RICH AND VARIED RANGE OF DECORATIVE DEVICES.

◀ THE **BLenheim**

The Blenheim is a handsome fireplace in the style of William Chambers. It has fluted pilasters with ionic capitals and a frieze incorporating a central tablet carved with an urn and arabesques. Shown here in statuary marble with contrasting Giallo Treviso marble ingrounds, Dorchester fire basket in brass and black slate hearth and slips.

DETAILS

Opening 45 1/4"(1149)W x 42 1/8"(1070)H
Shelf 77 1/2"(1968)L x 8"(203)D
Overall size 67 3/4"(1719)W x 55 7/8"(1419)H
Depth of rebate 1"(25)
Depth of jamb 5 3/4"(146)
Height of footblock 6 3/4"(170)

THE **CHILLINGTON** ▶

The Chillington is a handsome Georgian chimneypiece that displays the popular 18th century device of inlaying a contrasting marble within a white statuary marble field. It has a carved corniced mantel shelf above a 'running' frieze inlaid with Azul Valverde in a Greek Key pattern and jambs that terminate in delicately carved consoles. It is shown with the Chamberlain register grate and black slate hearth.

DETAILS

Opening 40"(1016)W x 40"(1016)H
Shelf 64"(1620)L x 7"(178)D
Overall size 55"(1392)W x 53 1/2"(1352)H
Depth of rebate 1"(25)
Depth of jamb 3 3/16"(81)
Height of footblock 4"(102)





◀ THE PALLADIAN

Shown left, with the Osterley fire basket in brass, Reeded cast iron interior panels and black slate hearth and slips.

DETAILS

Opening 43¹/₄"(1099)W x 41"(1042)H
Shelf 74¹/₄"(1884)L x 12⁵/₈"(322)D
Overall size 65³/₄"(1669)W x 58"(1473)H
Depth of rebate 1"(25)
Depth of jamb 4⁵/₈"(118)
Height of footblock 5³/₈"(138)

THE CHAMBERS ▶

The Chambers is an imposing chimneypiece with engaged columns, Doric capitals and breakfront corniced shelf. It is shown in limestone with the Stanhope fire basket in steel and black slate hearth.

DETAILS

Opening 40"(1016)W x 40"(1016)H
Shelf 68³/₁₆"(1731)L x 12¹/₈"(307)D
Overall size 59¹/₁₆"(1499)W x 55¹³/₁₆"(1417)H
Depth of rebate 1"(25)
Depth of jamb 8⁹/₁₆"(217)
Height of footblock 4¹⁵/₁₆"(125)





◀ THE **ALDERNEY**

The Alderney is the most recent addition to our Georgian Collection. Carved in Limestone and based on a Queen Anne design, it combines a robust bolecion moulding with a corniced shelf and will suit both period and a contemporary interiors. It is shown with patinated antique silver finish slips, Morris 18" fire basket for dogs, Spherical steel fire dogs with patinated antique silver finish and limestone hearth.

DETAILS

Opening 36"(914)W x 36"(914)H
Shelf 58⁵/₈"(1487)L x 8⁵/₈"(217)D
Overall size 50¹/₄"(1275)W x 47¹/₂"(1205)H
Depth of rebate 1"(25)
Depth of jamb 6"(152)
Height of footblock 6"(152)

THE **STIRLING** ▶

A striking design of elegant simplicity with a strong architectural form, the Stirling incorporates a corniced mantel shelf and bolecion moulding in the frieze and jambs.

Shown right, in Italian Bianco Avorio limestone with Spherical steel fire dogs, Soho 18" fire basket for dogs and black slate hearth and slips.

DETAILS

The Stirling 36
Opening 36"(914)W x 36"(914)H
Shelf 57¹/₂"(1460)L x 10¹/₄"(259)D
Overall size 47⁵/₈"(1211)W x 51¹/₈"(1298)H
Depth of rebate 1"(25)
Depth of jamb 8⁵/₈"(218)
Height of footblock 5⁷/₈"(148)

The Stirling 40
Opening 40"(1016)W x 40"(1016)H
Shelf 63⁷/₈"(1622)L x 11³/₈"(288)D
Overall size 53"(1346)W x 56³/₄"(1442)H
Depth of rebate 1"(25)
Depth of jamb 9⁵/₈"(243)
Height of footblock 6¹/₂"(165)



THE GEORGIAN COLLECTION

THE ATHENIAN

in statuary marble

Shown with inlaid panels of Etruscan Gold marble, the Hardwick register grate and black slate hearth.



DETAILS

Opening 40"(1016)W x 40"(1016)H
Shelf 67 1/2"(1714)L x 10"(255)D
Overall size 58 1/8"(1475)W x 55"(1397)H
Depth of rebate 1"(25)
Depth of jamb 6 1/2"(165)
Height of footblock 5 7/8"(150)

THE KEDLESTON

in limestone

Shown with the 22" Fibonacci fire basket, Reeded cast iron interior panels and black slate hearth and slips.



DETAILS

The Kedleston 36	The Kedleston 40
Opening 36"(914)W x 36"(914)H	Opening 40"(1016)W x 40"(1016)H
Shelf 61"(1548)L x 9 3/8"(239)D	Shelf 65"(1650)L x 9 3/8"(239)D
Overall size 51 3/4"(1312)W x 52 3/4"(1339)H	Overall size 55 3/4"(1414)W x 56 3/4"(1441)H
Depth of rebate 1"(25)	Depth of rebate 1"(25)
Depth of jamb 5"(126)	Depth of jamb 5"(126)
Height of footblock 4 3/4"(120)	Height of footblock 4 3/4"(120)

THE WESSEX

in Emperador marble

Shown with the Campbell register grate and black slate hearth.



DETAILS

Opening 40"(1016)W x 40"(1016)H
Shelf 60¹/₈"(1526)L x 6¹/₄"(157)D
Overall size 60¹/₂"(1536)W x 50¹/₈"(1271)H
Depth of rebate 1"(25)
Depth of jamb 9"(230)
Height of footblock 6"(152)

THE HARWOOD

in limestone

Shown with the 22" Morris fire basket, Regular brick interior panels and black slate hearth and slips.



DETAILS

Opening 36"(915)W x 36"(915)H
Shelf 56³/₄"(1441)L x 5¹/₂"(139)D
Overall size 52¹/₄"(1327)W x 46⁷/₈"(1189)H
Depth of rebate 1"(25)
Depth of jamb 2⁷/₈"(74)
Height of footblock 5⁷/₈"(148)

THE **GEORGIAN** COLLECTION

THE REPTON

*in limestone
with Blue Molianos frieze panels*

Shown with the Syon fire basket in brass, Reeded cast iron interior panels and black slate hearth and slips.



DETAILS

Opening 40"(1016)W x 40"(1016)H
Shelf 66¹/₄"(1681)L x 10¹/₈"(256)D
Overall size 56"(1422)W x 59³/₄"(1517)H
Depth of rebate 1"(25)
Depth of jamb 6¹/₈"(157)
Height of footblock 6⁵/₈"(168)

THE MANSFIELD

in statuary marble

Shown with the Dorchester fire basket in brass, Reeded cast iron interior panels and black slate hearth and slips.



DETAILS

Opening 43¹/₄"(1099)W x 41"(1042)H
Shelf 74¹/₈"(1884)L x 147⁸/₈"(378)D
Overall size 64⁷/₈"(1647)W x 58"(1473)H
Depth of rebate 1¹/₈"(30)
Depth of jamb 10¹/₄"(260)
Height of footblock 5¹/₂"(140)

THE LEVERTON

in statuary marble

Shown with the Cubitt register grate and black slate hearth.



DETAILS

Opening 40"(1016)W x 40"(1016)H
Shelf 57¹/₂"(1460)L x 8⁵/₈"(218)D
Overall size 53³/₈"(1356)W x 55⁵/₈"(1413)H
Depth of rebate 1"(25)
Depth of jamb 6¹/₈"(157)
Height of footblock 5¹/₂"(139)

THE BRETtingham

in limestone

Shown with the Byron 22" fire basket for dogs, Burton andirons, Regular brick interior panels, limestone hearth and black slate slips.



DETAILS

Opening 44"(1118)W x 40"(1016)H
Shelf 60¹/₈"(1525)L x 7¹/₂"(190)D
Overall size 57"(1446)W x 59¹/₄"(1503)H
Depth of rebate 1"(25)
Depth of jamb 3⁷/₈"(99)
Height of footblock 3³/₄"(96)

THE **GEORGIAN** COLLECTION

THE DURHAM

in limestone

Shown with the Cadogan steel fire basket and black slate hearth and slips.



DETAILS

Opening 40"(1016)W x 40"(1016)H
Shelf 69⁵/₈"(1768)L x 9"(230)D
Overall size 62"(1576)W x 55"(1397)H
Depth of rebate 1"(25)
Depth of jamb 5"(128)
Height of footblock 7"(178)

THE FLAXMAN

in limestone

Shown with the forged steel 22" Morris fire basket and black slate hearth and slips.



DETAILS

Opening 40"(1016)W x 40"(1016)H
Shelf 65³/₄"(1670)L x 8¹/₂"(217)D
Overall size 56⁵/₈"(1437)W x 55¹/₄"(1404)H
Depth of rebate 1"(25)
Depth of jamb 4³/₄"(119)
Height of footblock 4³/₈"(112)

THE VANBRUGH

in limestone

Shown with the Dorchester fire basket in brass with black slate hearth and slips.



DETAILS

Opening 40"(1016)W x 40"(1016)H
Shelf 64¹³/₁₆"(1645)L x 7¹¹/₁₆"(195)D
Overall size 54³/₄"(1390)W x 58"(1472)H
Depth of rebate 1"(25)
Depth of jamb 4⁵/₁₆"(109)
Height of footblock 7 ¹/₈"(180)

THE FLITCROFT

in limestone

Shown with the 22" Fibonacci fire basket, Reeded cast iron interior panels and black slate hearth and slips.



DETAILS

Opening 40"(1015)W x 40"(1015)H
Shelf 70³/₈"(1787)L x 8¹/₄"(209)D
Overall size 61³/₈"(1559)W x 55³/₄"(1416)H
Depth of rebate 1"(25)
Depth of jamb 5"(127)
Height of footblock 6¹/₈"(157)

FRENCH & ITALIAN

INSPIRED BY THE BAROQUE, RENAISSANCE AND ROCOCO PERIODS,
OUR FRENCH & ITALIAN FIREPLACES CAPTURE THE DECADENCE
OF 18TH-CENTURY EUROPEAN DESIGN.

The French & Italian Collection Pages 68-81

LA ROCHELLE

The newest addition to Chesneys French Collection, the La Rochelle is an understated and elegant design from the reign of Louis XV with a serpentine frieze and a finely carved central cartouche. Shown in statuary marble with the Beaumont 5 Series stove from Chesneys Stove Collection.

DETAILS

Opening 44 $\frac{1}{2}$ "(1130)W x 34 $\frac{1}{4}$ "(871)H
 Shelf 60"(1524)L x 14"(356)D
 Overall size 57 $\frac{3}{4}$ "(1467)W x 42"(1067)H
 Depth of jamb 13 $\frac{3}{8}$ "(339)
 Height of footblock 5 $\frac{3}{8}$ "(135)
 Difference in returns 8 $\frac{3}{4}$ "(223)

Reduced size

Opening 40"(1016)W x 34 $\frac{1}{8}$ "(867)H
 Shelf 54"(1372)L x 12 $\frac{5}{8}$ "(321)D
 Overall size 52"(1320)W x 41"(1042)H
 Depth of jamb 12"(305)
 Height of footblock 4 $\frac{3}{4}$ "(122)
 Difference in returns 7 $\frac{7}{8}$ "(201)



THE FRENCH FIREPLACE IS CHARACTERISED BY ITS PROPORTIONS. LOWER AND DEEPER THAN THOSE OF AN ENGLISH FIREPLACE, AND BY ITS DECORATION – PARTICULARLY WHEN DISPLAYING THE EXTRAVAGANT ROCOCO STYLE.



◀ THE **FONTAINEBLEAU**

The Fontainebleau fireplace, shown left, challenges the skills of the most accomplished mason with its finely carved frieze depicting laurel tied garland and acanthus consoles. Shown in statuary marble with Contre Coeur interior panels, 18" Popular fire basket and black slate hearth.

DETAILS

Opening 42¹/₂"(1080)W x 32¹/₈"(816)H
Shelf 61⁷/₈"(1572)L x 15¹/₄"(387)D
Overall size 60"(1522)W x 42³/₈"(1075)H
Depth of jamb 13³/₈"(340)
Height of footblock 5¹/₄"(133)
Difference in returns 10⁵/₈"(270)

THE **DEAUVILLE** ▶

A Louis XVI design in statuary marble with fielded panels framed by finely carved pearl beading to the frieze and corner blocks, the latter sitting above stop fluted console jambs. Shown here in statuary marble with the Aberdeen fire basket and black slate hearth and cheeks.

DETAILS

Opening 42¹/₂"(1080)W x 32¹/₈"(816)H
Shelf 61⁷/₈"(1570)L x 15"(380)D
Overall size 60"(1522)W x 42³/₈"(1075)H
Depth of jamb 13"(330)
Height of footblock 4⁵/₈"(118)
Difference in returns 10⁵/₈"(270)





◀ THE NAVARRE

Reflecting the popularity of the French rococo style in England during the 18th century, the Navarre is a chimneypiece that copies the French style whilst retaining the taller proportions typical of an English chimneypiece. Carved in statuary marble, it is shown with forged steel Burton andirons, Morris 22" fire basket for dogs and Reeded cast iron interior panels and black slate hearth.

DETAILS

Opening 46³/₄"(1187)W x 38"(965)H
Shelf 62"(1575)L x 10³/₈"(264)D
Overall size 58³/₄"(1490)W x 44³/₈"(1125)H
Depth of rebate 1"(25)
Depth of jamb 8³/₈"(211)
Height of footblock 47⁷/₈"(123)

THE REGENCE ▶

Shown right, the Regence is a beautiful example of a French chimneypiece from the rococo period: around 1750. It displays the sinuous lines that characterise the movement of rococo design. It is shown here in statuary marble with Cadogan steel fire basket and black slate hearth and cheeks. The execution of this chimneypiece with its free form carving is a test of the carver's art.

DETAILS

Opening 40³/₈"(1025)W x 35 1/2"(900)H
Shelf 59³/₄"(1515)L x 15³/₄"(400)D
Overall size 56³/₈"(1430)W x 43⁷/₈"(1113)H
Depth of jamb 14"(356)
Height of footblock 51/4"(133)
Difference in returns 10⁵/₈"(270)





◀ THE VERSAILLES

Sensuous curves and shapely mouldings characterise the Versailles fireplace, shown left. Rarely showing a straight line or a sharp corner, its exuberant design is a magnificent example of Chesneys carving. Shown here in statuary marble with the Adam No.2 fire basket and black slate hearth and cheeks.

DETAILS

Opening 40¹/₂"(1029)W x 35¹/₂"(900)H
 Shelf 57¹/₂"(1460)L x 15¹/₂"(394)D
 Overall size 55¹/₂"(1410)W x 41³/₄"(1060)H
 Depth of jamb 13"(330)
 Height of footblock 5"(127)
 Difference in returns 10¹/₂"(267)

THE SORBONNE ▶

A graceful and understated design from the era of Louis XV. With its serpentine frieze and panelled ornamentation this fire embodies the refined architectural detail that is associated with furniture and interiors from this period. Shown right, in Bianco Avorio limestone with the 18" Baird fire basket for dogs, Burton andirons, black slate hearth, slips and Reeded fibre interior panels.

DETAILS

Opening 37³/₈"(950)W x 34"(863)H
 Shelf 48"(1219)L x 8"(202)D
 Overall size 46³/₈"(1176)W x 39³/₄"(1010)H
 Depth of rebate 1"(25)
 Depth of jamb 7¹/₄"(184)
 Height of footblock 3⁷/₈"(98)





THE MARSEILLES ▶

An 18th century Provincial French design of simple form with console jambs, plain frieze and generous mantel shelf. This is a design seen in chateaux and manor houses throughout France. It is shown in Bathstone with Burton andirons, Swansnest 22" fire basket and matching three piece Bathstone hearth.

DETAILS

Opening 40"(1016)W x 36"(914)H
Shelf 58"(1473)L x 18"(457)D
Overall size 51"(1295)W x 48"(1219)H
Depth of rebate 1"(25)
Depth of jamb 5⁵/₈"(143)
Height of footblock 7¹/₈"(180)

The standard production material for this chimneypiece is Bianco Avorio limestone.

◀ THE VICENZA

A limestone chimneypiece of Italianate design and impressive proportions with elegant console jambs and a generous mantel shelf. Shown in Bathstone with Burton andirons, Ducksnest 18" fire basket for dogs and black slate hearth and slips.

DETAILS

Opening 44¹/₄"(1122)W x 42³/₄"(1085)H
Shelf 75"(1904)L x 24³/₄"(630)D
Overall size 58¹/₂"(1485)W x 60¹/₄"(1529)H
Depth of rebate 1"(25)
Depth of jamb 9¹/₈"(233)
Height of footblock 7¹/₈"(181)

The standard production material for this chimneypiece is Bianco Avorio limestone.





THE FIORENZA

The Fiorenza is a copy of a Renaissance stone chimneypiece. It displays delicate carved detail to the pilasters and frieze and a generously proportioned mantel shelf. It is shown in limestone with Chesneys unique Herringbone brick interior panels and forged steel Burton andirons with Morris 22" fire basket for dogs and matching limestone hearth.

DETAILS

Opening 46³/₈"(1177)W x 42"(1067)H
Shelf 65¹/₈"(1655)L x 19⁷/₈"(505)D
Overall size 59³/₄"(1517)W x 54¹/₂"(1384)H
Depth of rebate N/A
Depth of jamb 6¹/₄"(160)
Height of footblock 5⁵/₈"(142)

THE FRENCH & ITALIAN COLLECTION

THE PROVENCALE

in Bianco Avorio

Shown with the Tyndale 22" fire basket for dogs, Bevan andirons, Herringbone brick interior panels and matching three piece Bianco Avorio hearth.



DETAILS

Opening 44"(1118)W x 36¹/₄"(920)H
Shelf 56¹/₄"(1428)L x 11"(280)D
Overall size 54¹/₄"(1378)W x 42¹/₂"(1080)H
Depth of jamb 10¹/₄"(260)
Height of footblock 5³/₄"(145)
Difference in returns 6¹/₂"(165)

THE POMPADOUR

in Carrara marble

Shown with the Osterley fire basket in brass and black slate hearth and cheeks.



DETAILS

Opening 34"(865)W x 34¹/₂"(876)H
Shelf 49"(1245)L x 15"(381)D
Overall size 47¹/₂"(1206)W x 41"(1041)H
Depth of jamb 13⁷/₈"(352)
Height of footblock 5"(127)
Difference in returns 11¹/₅"(292)

The standard production material for this chimneypiece is statuary marble.



THE LIMOGES

A handsome example of an en trumeau cheminee from the reign of Louis XIII, incorporating a bolection mould framing the fire chamber, with an oval medallion flanked by ionic pilasters within the overmantel.

Shown here in Bianco Avorio limestone with Reeded fibre interior panels, Morris 22" forged steel fire basket for dogs, Burton andirons and black slate hearth and slips.



THE MONTRICHARD

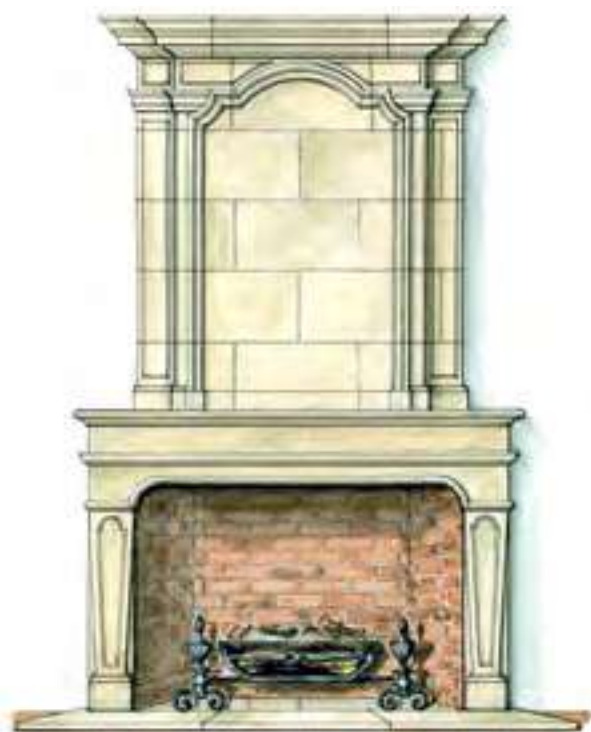
A late 17th century cheminee of simple architectural form from the Loire Valley with bolection moulding and corniced en trumeau section with a central domed panel.

EN TRUMEAU

THE EN TRUMEAU DESIGN WAS EXECUTED IN NUMEROUS FORMS DURING THE 17TH, 18TH AND 19TH CENTURIES THROUGHOUT FRANCE


THE SIZE OF EACH EN TRUMEAU CHIMNEYPiece IS DICTATED BY THE PROPORTIONS AND DIMENSIONS OF THE ROOM INTO WHICH IT IS TO BE INSTALLED AND SO EVERY ONE IS CUSTOM-MADE TO SUIT YOUR HOME

The term en trumeau describes a decorative panel, mirror, or in this case, the continued section of a chimneypiece that sits on the mantel shelf.



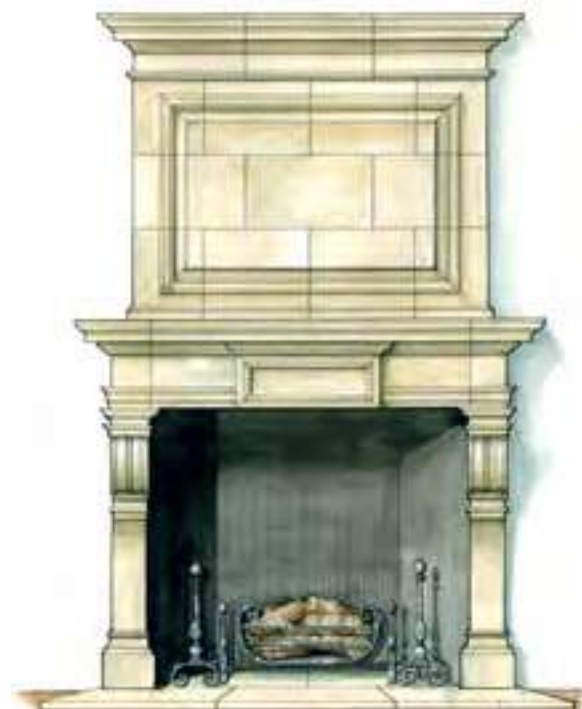
THE ANGERS

An early 18th century cheminee of imposing proportions with tapering inset panels to the jambs and a double cornice to the en trumeau section broken by a domed panel.



THE BLOIS

An elegant cheminee dating from the Regency period incorporating attractive carved elements within the cornice and en trumeau panel and with a conforming cartouche to the centre of the supporting frieze.



THE VENEZIA

A robust Renaissance design with heavy console jambs supporting a frieze of simple architectural form beneath a deep en trumeau section.

MUSEUM COLLECTION

SIR JOHN SOANE
SIR EDWIN LUTYENS
ROBERT ADAM
THE GEORGIAN SOCIETY

The Museum Collection Pages 82-97

IN COLLABORATION WITH SIR JOHN SOANE'S MUSEUM, THE GEORGIAN SOCIETY
AND THE LUTYENS TRUST, CHESNEYS HAS RE-CREATED CHIMNEYPiece DESIGNS BY SOME
OF THE OUTSTANDING BRITISH ARCHITECTS FROM THE 18TH CENTURY ONWARDS

THE SOANE COLLECTION

A COLLECTION OF EXACT REPLICAS OF DESIGNS FOR CHIMNEYPieces FROM THE ARCHIVES OF SIR JOHN SOANE’S MUSEUM UNDER EXCLUSIVE LICENCE

The first modern English architect, Sir John Soane was one of the most influential and original of all English architects. Working in London in the late 18th and early 19th centuries, he produced designs for both private residences and institutions, most notably The Bank of England and elements of the Prime Minister’s residence in Downing Street.

Soane’s work was characterised by the simplification and stylisation of classical form and detail. He produced designs of quite extraordinary modernity which even today serve as an inspiration to contemporary architects.

Soane’s unique ability to combine classicism and modernity is seen no better than in his designs for chimneypieces. The simplicity and

refinement of detail that he uses will suit both contemporary and traditional interiors alike.


Soane’s greatest legacy was the museum he created at Lincoln’s Inn Fields in London, which houses innumerable classical artefacts, drawings and works of art and is considered by many to be the finest historic ‘house’ museum in the world.

ONLINE ARCHIVE

Soane’s archive of chimneypiece drawings numbers nearly 200 in total. These can be viewed on a website specially created for this purpose at:

www.chesneys.co.uk/products/fireplaces/soane-archive

Chesneys is able to reproduce any design contained in this archive to order.



THE SIMPLICITY AND
REFINEMENT DETAIL IN SOANE'S
WORK WILL SUIT BOTH
CONTEMPORARY AND
TRADITIONAL INTERIORS ALIKE



◀ THE SOANE PATTERN IV

This chimneypiece exemplifies Soane's unique ability to reinterpret classical form and produce a design of stunning modernity. The inverted bow to the pilasters and stylised Greek Key motif could only have been conceived by Soane. The chimneypiece was originally commissioned for a property in Grosvenor Square, London in 1803. Shown here in statuary marble with the 22" Byron forged steel fire basket and black slate hearth and slips.

DETAILS

Opening 40"(1016)W x 37¹/₄"(945)H
 Shelf 63⁷/₈"(1624)L x 9⁷/₈"(250)D
 Overall size 60"(1524)W x 43¹/₂"(1106)H
 Depth of rebate 1"(25)
 Depth of jamb 7¹/₂"(192)
 Height of footblock 5"(127)

THE SOANE PATTERN III ▶

A classic composition of perfect proportions, carved in statuary marble with a 'running' frieze of vertical stop flutes, bullseye corner blocks and panelled pilasters. Shown with the Cubitt Register grate and black slate hearth.

DETAILS

Opening 40"(1016)W x 40"(1016)H
 Shelf 60⁷/₈"(1546)L x 6³/₈"(162)D
 Overall size 54"(1371)W x 51¹/₄"(1300)H
 Depth of rebate 1"(25)
 Depth of jamb 3"(75)
 Height of footblock 5¹/₈"(130)



THE SOANE COLLECTION

SOANE PATTERN No. VI

This is probably the best known of all Soane’s chimneypieces and can be seen in situ at the Sir John Soane Museum in London. The design incorporates precise linear detailing and relies on perfect masonry skills for its manufacture. It is shown with the Cadogan steel fire basket and black slate hearth and slips.



DETAILS

Opening 38⁷/₈"(988)W x 35¹/₂"(901)H
Shelf 60¹/₄"(1530)L x 8³/₈"(212)D
Overall size 60¹/₄"(1530)W x 42⁵/₈"(1081)H
Depth of rebate 1"(25)
Depth of jamb 8³/₈"(212)

SOANE PATTERN No. II

A design of more traditional Regency form incorporating finely carved lyres to the corner blockings. This is one of several chimneypieces designed by Soane for Viscount Bridport of Cricket Lodge, Cricket St Thomas in Somerset. It is shown with the forged steel 22" Morris fire basket and black slate hearth and slips.



DETAILS

Opening 38"(965)W x 38"(965)H
Shelf 61³/₄"(1568)L x 6³/₈"(160)D
Overall size 54³/₄"(1391)W x 50³/₄"(1290)H
Depth of rebate 1"(25)
Depth of jamb 3¹/₈"(78)

SOANE PATTERN No. I

Commissioned by Robert Fellowes for Shotesham Hall in Norfolk in 1790, this chimneypiece has half round reeded jambs and a ‘running’ frieze of vertical flutes and rosettes. It is shown with the Dorchester fire basket in brass with black slate hearth and slips.



DETAILS

Opening 38"(965)W x 38"(965)H
Shelf 55½"(1409)L x 7"(177)D
Overall size 50½"(1282)W x 46½"(1180)H
Depth of rebate 1"(25)
Depth of jamb 4½"(114)

SOANE PATTERN No. V

A design that exemplifies Soane’s unique ability to rework traditional classical motifs in new and original forms. The chimneypiece has a breakfront shelf carved with anthemion above pilasters headed by finely carved rosettes above deeply incised stop flutes. It is shown with the 22" Fibonacci fire basket, Reeded cast iron interior panels and black slate hearth and slips.



DETAILS

Opening 40"(1016)W x 36"(914)H
Shelf 68¼"(1734)L x 7"(176)D
Overall size 61⅞"(1571)W x 42⅞"(1089)H
Depth of rebate 1"(25)
Depth of jamb 3⅝"(91)



‘...tradition to me consists in our inherited sense of structural fitness, the evolution of rhythmic form by a synthesis of needs and materials...’

Sir Edwin Lutyens

THE LUTYENS COLLECTION

THESE CHIMNEYPieces BY SIR EDWIN LUTYENS HAVE BEEN CAREFULLY CHOSEN TO SHOW HIS UNIQUE ABILITY TO TRANSLATE THE TRADITIONAL ARCHITECTURAL VOCABULARY INTO NEW FORMS THAT SUCCESSFULLY COMBINE CLASSICISM AND MODERNITY



Sir Edwin Lutyens (1869-1944) is widely regarded as one of the greatest British architects. The scope of his work was enormous, encompassing a wide variety of styles and including private residences, garden landscapes, commercial buildings and war memorials.

Lutyens’ style was never derivative and always bore the mark of his own unique touch. His genius lay in his ability imaginatively to adapt traditional architectural styles. His chimneypiece designs have a timeless quality deriving from their robust, unfussy detailing and well proportioned architectural form and it is this quality that renders them so suitable for both period and contemporary interiors.

Chesneys is proud to reproduce a collection of some of Lutyens’ finest designs for chimneypieces with the blessing of the Lutyens family and of the Lutyens Trust in a co-operative endeavour that is the first of its type.



PATTERN No. 5

A chimneypiece of classical form with detached columns terminating in Ionic capitals shown in statuary marble with Dark Emperador columns and frieze. It is shown with the forged steel 22" Morris fire basket for dogs, Burton andirons, Reeded cast iron interior panels and black slate hearth.

DETAILS

- Opening 40"(1016)W x 40"(1016)H
- Shelf 73"(1854)L x 12 1/2"(318)D
- Overall size 65 5/8"(1666)W x 54 1/2"(1384)H
- Depth of rebate 1"(25)
- Depth of jamb 10"(254)
- Height of footblock 5"(127)



THE LUTYENS COLLECTION

PATTERN No.1

A re-working of the bolelection with the raised moulding framing the aperture, in statuary marble. It is shown with the forged steel 22" Morris fire basket and black slate hearth and slips.



DETAILS

Opening 40"(1016)W x 40"(1016)H
Shelf 59½"(1511)L x 3⅝"(92)D
Overall size 60¼"(1530)W x 49¾"(1264)H
Depth of rebate 1"(25)
Depth of jamb 4⅞"(124)
Height of footblock 6"(152)

PATTERN No.2

Lutyens re-imagined the bolelection in many different forms. This is a robust example with deep mouldings carved in statuary marble. Shown with the Cubitt register grate and black slate hearth.



DETAILS

Opening 40"(1016)W x 40"(1016)H
Shelf 60"(1524)L x 4⅞"(105)D
Overall size 60½"(1537)W x 50"(1270)H
Depth of rebate 1"(25)
Depth of jamb 6⅞"(175)
Height of footblock 5⅞"(149)

PATTERN No.3

with Bruxelles Noir inlay

One of Lutyens most unusual designs shown in statuary marble with inlaid Bruxelles Noir marble framing a central tablet and raised discs at the head of the jambs. It is shown with the 22" Fibonacci fire basket, Reeded cast iron interior panels and black slate hearth and slips.



DETAILS

Opening 40"(1016)W x 40"(1016)H
Shelf 58 1/4"(1480)L x 8 1/4"(211)D
Overall size 55 7/8"(1419)W x 56 3/8"(1433)H
Depth of rebate 1"(25)
Depth of jamb 7 1/8"(181)
Height of footblock N/A

PATTERN No.4

with Verde Tinos inlay

A simple architectural frame fabricated in statuary marble with a border of inlaid Verde Tinos marble. Shown with the 22" Baird fire basket and black slate hearth and slips.



DETAILS

Opening 40"(1016)W x 40"(1016)H
Shelf 56"(1422)L x 3 7/8"(100)D
Overall size 56 1/2"(1435)W x 48"(1219)H
Depth of rebate 1"(25)
Depth of jamb 4 1/8"(106)
Height of footblock 7"(178)

THE ADAM COLLECTION
COMPRISES DESIGNS FOR
SIX CHIMNEYPieces
SELECTED FROM OVER 300
DRAWINGS FOR CHIMNEYPieces
HELD AT SIR JOHN SOANE'S
MUSEUM AND CHOSEN TO
REPRESENT THE DIVERSITY AND
ORIGINALITY OF HIS WORK



THE **ADAM** COLLECTION

A COLLECTION OF EXACT REPLICAS OF DESIGNS FOR CHIMNEYPieces FROM DRAWINGS FROM THE OFFICE OF ROBERT AND JAMES ADAM

THE ADAM COLLECTION IS MADE UNDER EXCLUSIVE LICENCE FROM SIR JOHN SOANE'S MUSEUM, WHICH HOLDS THE LARGEST COLLECTION OF DRAWINGS BY THE GREAT 18TH CENTURY ARCHITECT

Robert Adam
(1728-92)
was the most
influential and
original architect
of his age



Robert Adam is rightly credited with the popularisation of the style that is known as Neo-classical and which defined the later Georgian period. Returning to England from Italy in 1758 he introduced a style of architecture and interior decoration based on design ideas from ancient Greece and Rome, interpreting and applying this classicism in a light and playful manner.

Sir John Soane, himself an architectural visionary, described Adam's work as a "revolution in art" and it unquestionably influenced every aspect of interior decoration during the late 18th century. Adam devoted much time to applying this new form to the design of fireplaces, recognising, like all great architects, that a successfully executed fireplace is the key to the balance and symmetry of a room.

◀ THE **LOCKE**

Designed in 1775 for William Locke Esq., for 21 Portman Square, London, a property built by the Adam brothers three years earlier. Locke was an art connoisseur and patron who started his collection following a Grand Tour in 1749.

Shown in statuary marble with the Croome brass fire basket and black slate hearth and slips.

ONLINE ARCHIVE

The archive of Adam's chimneypiece drawings numbers over 300 in total can be viewed online. Chesneys is able to reproduce any design contained in this archive to order.



DETAILS

Opening 48"(1220)W x 40¹/₂"(1030)H
Shelf 72¹/₂"(1840)L x 9"(230)D
Overall size 63³/₈"(1608)W x 48⁷/₈"(1242)H
Depth of rebate 1¹/₈"(30)
Depth of jamb 5³/₈"(135)
Height of footblock 6"(152)

THE ROXBURGHE

Designed in 1777 for the 3rd Duke of Roxburghe for the library at Roxburghe House, Hanover Square, London. The Duke was a renowned bibliophile who commissioned Adam to extend and re-model his townhouse, in part to create further library space for his collection of over 10,000 volumes.

Shown in statuary marble with the Osterley brass fire basket and black slate hearth and slips.

DETAILS

Opening 41⁷/₈"(1063)W x 36"(915)H

Shelf 74"(1880)L x 8¹/₄"(210)D

Overall size 65¹/₂"(1664)W x 49³/₈"(1255)H

Depth of rebate 1¹/₈"(30)

Depth of jamb 5³/₄"(147)

Height of footblock 5⁵/₈"(142)




THE KNATCHBULL

Designed in 1763 for Sir Edward Knatchbull, 7th Baronet, for the hall at Mersham-le-Hatch in Kent. Construction of the house began in 1762 to designs by Adam, was completed in 1772 and was Adam’s first completely newly-built house.

The notoriously parsimonious Sir Edward simplified the design of this chimneypiece to reduce its cost and it survives in situ in the property.

DETAILS

Opening 42 1/4"(1074)W x 37 3/4"(958)H
Shelf 72"(1829)L x 11 3/8"(290)D
Overall size 63 3/4"(1620)W x 53 3/8"(1357)H
Depth of rebate 1 1/8"(30)
Depth of jamb 7 1/4"(186)
Height of footblock 5"(128)



THE RICHMOND

Designed in 1765 for the 3rd Duke of Richmond for the drawing room at Goodwood, West Sussex. The Duke was a politician, diplomat and army officer who attained the rank of Field Marshall in 1795 and commissioned Adam to make designs for a new house at his country estate of Goodwood.

DETAILS

Opening 46 1/8"(1172)W x 42 3/8"(1076)H
Shelf 76"(1930)L x 13 3/4"(350)D
Overall size 67 1/2"(1715)W x 60 1/8"(1526)H
Depth of rebate 1 1/8"(30)
Depth of jamb 10 1/8"(256)
Height of footblock 5 1/4"(132)




THE STUART

Designed in 1766 for the Rt Hon. James Stuart Mackenzie for the salon in an unknown castle. Stuart Mackenzie had a prominent political and diplomatic career and also served as Lord Privy Seal of Scotland. Adam was also employed by his brother, John Stuart, 3rd Earl of Bute.

DETAILS

Opening 45 1/8"(1148)W x 42 1/2"(1080)H
Shelf 76"(1930)L x 10"(253)D
Overall size 66 3/4"(1696)W x 57 7/8"(1469)H
Depth of rebate 1 1/8"(30)
Depth of jamb 5 3/8"(136)
Height of footblock 5 3/4"(146)



THE BEAUFORT

Designed in 1768 for the 5th Duke of Beaufort, for the dining room at 5, Grosvenor Square, London. The Duke was married to Elizabeth Boscawen, whose father had used Adam for work at Hatchlands in Surrey. The dining room chimneypiece was executed by Thomas Carter junior, a renowned chimneypiece maker, in accordance with Adam’s design at a cost of £38, but lost when the house was demolished in 1961.

DETAILS

Opening 41 7/8"(1063)W x 42 1/8"(1071)H
Shelf 72"(1829)L x 11 3/8"(290)D
Overall size 62 3/4"(1593)W x 58 7/8"(1497)H
Depth of rebate 1 1/8"(30)
Depth of jamb 5 1/8"(131)
Height of footblock 5"(126)



THE GEORGIAN SOCIETY

THE FITZROY CHIMNEYPiece WAS SELECTED BY THE GEORGIAN GROUP TO REPLACE A PAIR OF CHIMNEYPieces LOST FROM ITS HEADQUARTERS IN FITZROY SQUARE IN CENTRAL LONDON

The Georgian Group is the national charity dedicated to the preservation of Georgian buildings and gardens throughout Britain. Every year the Group helps save many important buildings and is instrumental in preserving Britain's unique architectural heritage.

Sales of every Fitzroy chimneypiece will produce valuable revenue for the Group. As with so many charitable bodies, it relies heavily on public support and it is hoped that sales of this chimneypiece will contribute substantially to the Group's funding requirements.

'The Georgian Group is very pleased to be working with Chesneys on this project. The Fitzroy is a handsome chimneypiece, and in keeping with the rest of Chesneys Georgian collection, offers the opportunity to own a replica classical chimneypiece with historically accurate detail.'

The Georgian Group



THE FITZROY

Shown here in statuary marble with contrasting Giallo Treviso marble ingrounds, Reeded fibre interior panels, Osterley fire basket in steel and black slate hearth and slips.

DETAILS

- Opening 43"(1093)W x 41 1/4"(1048)H
- Shelf 68"(1727)L x 8 1/16"(205)D
- Overall size 60 1/2"(1537)W x 52"(1320)H
- Depth of rebate 1"(25)
- Depth of jamb 4 1/8"(104)
- Height of footblock 5"(128)



BESPOKE SERVICE

WE CAN MAKE A FIREPLACE OF ANY DESIGN, BE IT A REPRODUCTION OF A VALUABLE ANTIQUE OR IN THE MOST CONTEMPORARY STYLE

We can produce a fireplace in any material, working from photographs, magazine cuttings, sketches or drawings. The successful production of a bespoke fire surround can rely on many specialist skills: designer, draughtsman, architectural historian, clay modeller and finally, mason, carver and metal worker.

Our long established and experienced bespoke department harnesses all these skills. The range of products that we undertake is hugely varied with many clients wishing to commission individual pieces.

Pages 98 - 105

Opposite The simple architectural form of a bolection moulding is the ideal vehicle for vibrantly coloured and strongly figured French Breche de Vendome marble.







CASE STUDY

AN IRISH COUNTRY HOUSE

When London based interior decorator Susie Beart was asked to decorate an 18th century Irish country house she came to Chesneys for the chimneypieces. By commissioning bespoke copies she was able to specify chimneypieces of exactly the scale and style that the rooms demanded.

They were carved in statuary marble and incorporated coloured marbles traditionally found in fireplaces of the period. All were given a light antique finish in Chesneys London workshops prior to installation.

'USING CHESNEYS BESPOKE SERVICE GAVE US A FLEXIBILITY AND CHOICE THAT SIMPLY WOULDN'T HAVE BEEN AVAILABLE HAD WE USED ANTIQUES.

THE CHIMNEYPIECES WERE A GREAT SUCCESS AND ENHANCED THE OVERALL LOOK OF THE DESIGN SCHEME'

Susie Beart
Interior decorator

CASE STUDY

A LONDON
TOWN HOUSE

When Peter Wood & Partners, a long established, London based architectural practice, were retained to remodel an early 19th century listed town house in Belgravia, they came to Chesneys for all the chimneypieces.

Architect Stephen Wood and his clients were able to consult Chesneys uniquely extensive archive of appropriate period chimneypiece designs and select a number of late 18th and early 19th century examples for Chesneys to produce.

*Following completion of the project
Stephen Wood commented*

‘I HAVE ALWAYS FOUND
WORKING WITH CHESNEYS
A REWARDING AND STRAIGHT-
FORWARD EXPERIENCE.

IN THIS CASE THEY WERE ABLE
TO ADVISE AUTHORITATIVELY
ON THE HISTORICAL
CONSIDERATIONS GOVERNING
THE CHOICE OF CHIMNEYPICES,
AND DELIVERED AND
INSTALLED A NUMBER OF
BEAUTIFULLY CRAFTED MARBLE
CHIMNEYPICES.’









CASE STUDY

A CALIFORNIAN HOME

Michael Smith is one of the most respected interior decorators in the USA. Based in California, his work encompasses major projects on both sides of the Atlantic.

For his own home in California, he used Chesneys to supply a selection of bespoke chimneypieces. Architectural in form and using materials ranging from Portland stone to richly coloured Brocatella and Siena marbles, these designs demonstrate Smith's ability to incorporate classical elements into a contemporary setting.

THE CHESNEYS DIRECTORY

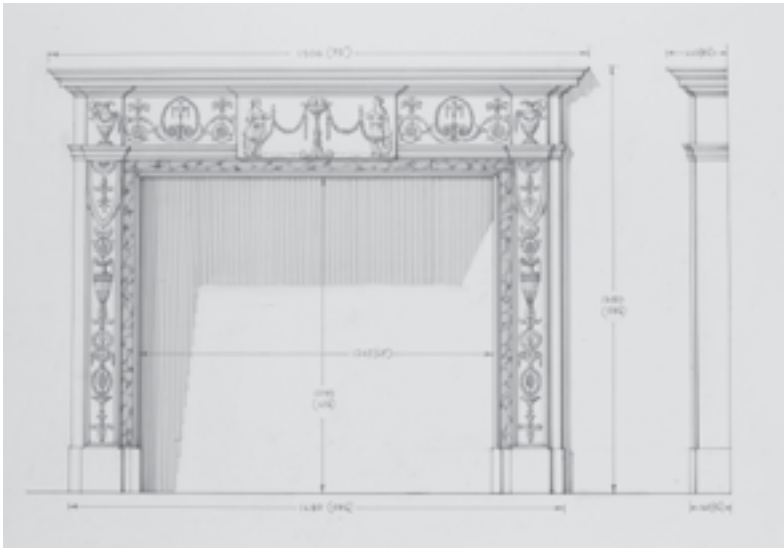
A UNIQUE OPPORTUNITY TO SPECIFY A CHIMNEYPIECE IN THE TRADITIONAL MANNER

BY OFFERING A WIDE RANGE OF ARCHITECTURAL DESIGNS AND A WEALTH OF CARVED DETAIL THAT CAN BE EXECUTED IN A SELECTION OF AUTHENTIC MATERIALS, THE DIRECTORY COMBINES ALL THE ELEMENTS THAT ARE REQUIRED TO CREATE A TRULY BESPOKE FIRE SURROUND

The Directory contains architectural drawings or ‘patterns’ for some of the most elegant and popular chimneypiece designs of the 18th and 19th centuries. The ‘anatomy’ of each design is clearly labelled to enable the specifier to consult the appropriate section of The Directory and select the carved detail for each component and the material in which it is to be carved.

Every carved component offered in The Directory has been copied from an original chimneypiece that has at some time been part of Chesneys stock. This technique guarantees total authenticity of detail, as the carver is not being asked to interpret an illustration but rather to exactly replicate the original form. Every carving is entirely hand produced without the use of any copying machinery, and polished and waxed to an antique finish.

The Directory is a unique resource and is rapidly becoming the standard manual for anyone seeking to recreate an authentic and architecturally correct period chimneypiece that bears the hallmark of personal choice. The programme is available in interactive form online on the Chesneys website and as a traditional printed manual.



ONLY THE FINEST MATERIALS ARE USED BY CHESNEYS IN THE CARVING AND CONSTRUCTION OF THEIR BESPOKE CHIMNEYPIECES



ANTIQUES

CHESNEYS HOLDS A UNIQUE STOCK OF HUNDREDS OF ANTIQUE FIREPLACES, FROM SIMPLE VICTORIAN GRATES TO IMPORTANT 18TH CENTURY MARBLE ORIGINALS

We have fireplaces from most periods, in sizes and materials which represent a broad range of English and continental styles. Fireplaces are expertly restored by our own craftsmen in our workshops in London using traditional conservation techniques.

A selection of over 200 antique chimneypieces can be viewed at any one time on our website at: www.chesneys.co.uk.

A much wider selection can be viewed by appointment at our central London showrooms and warehouses.

STONE & MARBLE ARCHITECTURAL WORK

CHESNEYS OFFER A COMPREHENSIVE SERVICE for the design and manufacture of architectural stone and marble work. The technical skills that the company has acquired over the past 30 years in developing its unique range of hand carved fireplaces have also enabled it to undertake a wide variety of architectural projects that require execution of even the most challenging stone work.

Expertly designed and carved, solid stone or marble can endow your building with a distinction and elegance that are timeless.

Whether you're a private client or developer, architect, designer or contractor, Chesneys Architectural helps you achieve that perfection.

We provide a complete service from design, through sourcing, carving and manufacture, to installation – all under seamless project management. Our name is

synonymous with excellence in classical architectural stonework and cantilevered marble staircases.

Many clients, and some of our fellow professionals in construction, over-estimate the challenge of using solid stone or marble in buildings.

Our stock-in-trade is an architectural art form. But with modular design, value engineering and self-supporting elements, this unique contribution becomes a cost-effective component of your programme.

At Chesneys Architectural we have a wealth of experience and expertise that we're eager to share. Even if you are at a very early stage in your planning, call us and we'll give you our best advice.

Chesneys Architectural is RIBA-affiliated and fully compliant with construction industry standards for safety, design and management, and quality assurance.

CHESNEYS
Architectural

Projects and further information can be viewed online at:
www.chesneysarchitectural.co.uk

Chesneys London showroom has a solid limestone cantilevered staircase on display and other fine examples of our work, from baths and sinks to columns and pilasters, as well as a stunning Loggia in our purpose built limestone courtyard.





RE-DEFINING STONE

ARCHITECTURAL SERVICE

DESIGN

Our in-house design capabilities allow us to develop our clients’ concepts and improve on designs. This may involve preserving classical proportions, refining the detailing, saving on costs, or enhancing functionality.

Using cutting edge post tensioning innovation alongside traditional building methodologies, our architectural team will develop your designs using 3D modelling and AutoCad, redefining stone and it’s application within your project.

ENGINEERING

Structural engineering expertise underpins our design work. Our engineers calculate loadings and assure the integrity of structures. Combining this with our architectural know-how guarantees buildability on site and full compliance with Building Regulations.

PROCUREMENT

Our materials are quarried from proven sources of premium-quality stone and marble. We hold stocks of our core materials, which shortens delivery lead times.

Where a client specifies a different material, we will advise on its suitability and organise delivery to our production plant.

PRODUCTION

Highly skilled carvers and masons prepare the stone and marble to our design team’s precise instructions. Our capacity makes it possible to meet tight delivery schedules.

INSTALLATION

An in-house team of stonemasons led by our Project Director is responsible for the entire installation process – from delivery to dusting off the

completed stonework. They understand the dynamics of construction sites and the demands of lifting and placing heavy and valuable stone safely in a challenging working environment.

PROJECTS

Opposite page Bespoke cantilevered solid limestone staircase. Fully designed and engineered including bronze balustrade, walnut handrail and limestone flooring.

Left Bespoke Solid Carrara Bianco hand carved marble bath designed and engineered by Chesneys.

Below Bespoke Limestone Portico designed in solid limestone.



SKILLS AND EXPERTISE



MULTI-SKILLED TEAM

Our expertise spans structural engineering and project management as well as architecture, design, masonry and manufacture. We believe this breadth of knowledge and experience is unmatched. It means we can control quality and delivery at every stage – from quarry to completion.

What unifies our team is a passion for creating enduring beauty in solid stone and marble. This goes deeper than aesthetics. Our work is all about combining function and form with finesse.

FUNCTION, FORM AND FINESSE

Assured structural integrity and loadings, full compliance with Building Regulations and modular construction for ease of installation.

Concept designs are developed and enhanced. Classical proportions and order produce graceful and visually stunning structures.

Fine craftsmanship, architectural detailing, high-precision fabrication and carefully controlled installation on site secures an outstanding result.

PROJECT MANAGEMENT

Every client has one point of contact at Chesneys Architectural so you will never be passed around different teams or onto subcontractors.

We have extensive experience of contract administration and fully grasp the commercial dimension of building projects. Our role is to advise and liaise with clients and their professional representatives to ensure each project runs as planned.

THE FIRE

BIO-ETHANOL FIRES
ALCHEMY GAS FIRES
ELECTRIC FIRES
ELECTRIC STOVES

Pages 112 - 123

CHESNEYS RANGE OF GAS, ELECTRIC AND BIO-ETHANOL FIRES OFFER A CONVENIENT AND
REALISTIC DECORATIVE HEATING SOLUTION WHEN A REAL FIRE ISN'T AN OPTION

BIO ETHANOL FIRES



NO NEED FOR A CHIMNEY

Sometimes it isn't possible to install a working fire. There may be problems with the chimney or no provision for a working fireplace. A fire from Chesneys Bio Ethanol Collection will provide an effective solution with living flames, efficient heat output and no need for a chimney.

Bio Ethanol fires are clean and convenient to install. Extracted from plants, the fuel is ecologically friendly and the only by-products released during burning are water vapour, CO₂ and heat. Installation is simple; providing ventilation requirements are satisfied and an electricity supply is available, an ethanol fire can be installed in just about any location.

The Chesneys Bio Ethanol Collection includes fires to fit most fire baskets and grates in our range as well as ribbon burners to suit the most contemporary of interiors.

The collection is split between manually ignited fires and those with automatic ignition and/or remote control.



EFB750 Bio Ethanol fire shown with patinated silver panels and black steel external frame

**AUTOMATIC AND REMOTE
CONTROL BIO ETHANOL FIRES**

These fires are easy to operate; either ignited by remote control or manual automatic ignition so there is no need to use a hand held fire lighter of any description.

Every fire has numerous safety sensors which monitor temperature, movement of the device and fuel levels and ensure that it is impossible to misuse the appliance.

Every fire has a number of easily adjusted flame settings which govern the consumption of fuel, flame height and duration of burn.

Some models are compatible for use with home smart systems.

Uniquely, these fires burn vapour from the ethanol fuel rather than the fuel itself and as a result the burning process is genuinely odourless.



EFB750

The EFB750 ribbon burner can be installed as an inset fire with interior panels in a selection of reflective metal finishes or as a free standing fire. This model is operated by single button manual automatic ignition. The fire has a heat output of 4.0 kilowatt and a burn time, depending on flame setting, of up to 5 hours.

Fuel Type	Bio Ethanol
Volume Capacity	2.75 litres
Fuel Consumption	0.55 litres/hr
Thermal Output Net (max)	4kW/hr - 13648 BTU
Burning Time	5 hours
Air Circulation	Minimum 1/hr
Minimum Room Size	58m³ per burner
Materials	Powder coated steel



EFB22 Bio Ethanol fire with log effect shown in Soho fire basket with patinated silver slips and Burlington limestone fireplace



EFB22

The EFB22 is available with a realistic hand painted log set and is operated manually using an ignition button with two flame height settings. With a 4.0 kilowatt output, generous flame distribution and 2.75 litre fuel tank the fire can run for up to 5 hours without the need to re-fuel.

Fuel Type	Bio Ethanol
Volume Capacity	2.75 litres
Fuel Consumption	0.55 litres/hr
Thermal Output Net (max)	4kW/hr - 13648 BTU
Burning Time	5 hours
Air Circulation	Minimum 1/hr
Minimum Room Size	58m³ per burner
Materials	Powder coated steel



EFB1200 Bio Ethanol fire shown with patinated gold panels



EFB1200

The most sophisticated of Chesneys Bio Ethanol fires, the EFB1200 ribbon burner has an integrated control panel with LCD display or can be operated by remote control hand set, smart phone or tablet using an in-built Wi-Fi system.

There are six settings of flame height and the fire can also be linked to a Smart Home system. The fire is available in bespoke sizes to order and can be lacquered in a high gloss finish in any RAL colour.

The EFB1200 can be used as a freestanding fire within a room or installed as an inset fire with interior panels in a selection of reflective metal effect finishes.

Fuel Type	Bio Ethanol
Volume Capacity	6 litres
Fuel Consumption	0.6 - 1.5 litres/hr
Thermal Output Net (max)	3.3 - 8.4kW - 11398 - 28490 BTU
Burning Time	4-10 hours
Air Circulation	Minimum 1/hr
Minimum Room Size	178m³ per burner
Materials	Powder coated steel

A RANGE OF MANUALLY IGNITED BURNERS DESIGNED TO FIT THE MAJORITY OF THE SMALLER FIRE BASKETS AND REGISTER GRATES IN THE CHESNEYS RANGE.

EACH BURNER IS SUPPLIED WITH A LIGHTING ROD, LIGHTER AND 5 LITRE FUEL CAN AND IS AVAILABLE WITH A CHOICE OF LOGS, COALS OR PEBBLES.



The EFB18 fits a wide selection of Chesneys fire baskets. The fire features a slider mechanism that allows the amount of heat being generated to be regulated. The EFB18 is available with a choice of logs, coals or pebbles. It has a 5 litre fuel reservoir with a heat output of 3.5 kilowatt and burn time of approximately 7½ hours.



Fuel Type	Bio Ethanol
Volume Capacity	5 litres
Fuel Consumption	0.64 litres/hr
Thermal Output Net (max)	3.5kW/hr - 13000 BTU
Burning Time (on max)	7 hours 30 minutes (approx)
Minimum Room Size	70m³ per burner
Materials	Stainless steel
Overall Size	123mm H x 400mm W x 317mm D



The EFBXS is a smaller, simpler burner ideal for fire baskets that will not accept the larger EFB18 burner. With a fuel reservoir of 2.5 litres and burn time of approximately 6 hours and heat output of 2.5 kilowatt. Available for use with logs, coals or pebbles.



Fuel Type	Bio Ethanol
Volume Capacity	2.5 litres
Fuel Consumption	0.45 litres/hr
Thermal Output Net (max)	2.5kW/hr - 8530 BTU
Burning Time (on max)	6 hours 30 minutes (approx)
Minimum Room Size	45m³ per burner
Materials	Stainless steel
Overall Size	76mm H x 340mm W x 190mm D



The EFB2 burner can be installed with all of the register grates in the Chesneys collection with a set of coals for added realism. It has a 2 litre fuel reservoir and can burn for up to 6 hours with a heat output of 2.5 kilowatt. This burner can also be retro-fitted to a wide selection of antique register grates.



Fuel Type	Bio Ethanol
Volume Capacity	2 litres
Fuel Consumption	0.5 litres/hr
Thermal Output Net (max)	2.5kW/hr - 6180 BTU
Burning time (on max)	6 hours (approx)
Minimum Room Size	45m³ per burner
Materials	Stainless steel finished in high black temperature powder coat
Overall Size	122mm H x 330mm W x 110mm D

Each burner is supplied with a 5 litre Jerry can, a lighting rod and lighter, operations manual and a custom 'top plate' to fit a Chesneys fire basket.

ALCHEMY GAS FIRES

AT THE HEART OF EVERY
FIREPLACE IS THE FIRE ITSELF,
BUT IN TODAY'S BUSY
WORLD MOST PEOPLE DON'T
HAVE THE TIME TO BUILD
AND TEND A REAL FIRE

Chesneys Alchemy Collection of gas fires can provide the solution, offering the beauty and warmth of a living fire at the flick of a switch. A wide range of products include coal and log effect fires to suit the Chesneys range of fire baskets and dogs, glass fronted gas fires and minimalist gas ribbon burners.

EFFICIENCY

In an era of soaring energy costs Chesneys are committed to supplying products that deliver the highest levels of efficiency with minimum running costs.

FUNCTIONALITY

Alchemy fires harness the latest technology featuring thermostatic room temperature control, variable flame settings and heat output regulated by remote control.

REALISM

Our fires are designed to replicate the flame patterns of a real fire, with a deep life-like glow that is almost indistinguishable from a natural fire.

SAFETY

The Alchemy range has been tested and certified by the UK's leading independent test laboratory and all appliances conform to British Safety Standards.

ALCHEMY DFE LOG AND COAL FIRES

Chesneys exclusive range of fire baskets and decorative urns can all be used with its Alchemy DFE range of gas log and coal fires which look extraordinarily life-like with realistic flame patterns and a deep glow.

Both manual and remote control versions are available.



The Bronze Eva Urn by Kelly Hoppen with gas fire




Alchemy DFE coal fire with Byron forged steel fire basket



Alchemy DFE log fire with Morris fire basket and Burton andirons

A separate full colour brochure is available illustrating the Alchemy Gas Fire Collection.



OLYMPUS RANGE OF ELECTRIC FIRES

IN MANY SITUATIONS IT IS IMPRACTICAL TO INSTALL A WORKING FIRE USING SOLID FUEL OR GAS EVERY LIVING ROOM SHOULD HAVE A FIREPLACE AT ITS HEART AND IN MANY MODERN BUILDINGS AND PERIOD CONVERSIONS ACHIEVING THIS CAN BE A CHALLENGE

Chesneys can provide an effective, attractive and realistic solution with its range of Olympus electric fires.

These fires do not require a chimney, flue or pipe work and there are no regulatory or planning issues in relation to their use.

Installation is easy with the fire plugging into a 13 amp socket. The electric fires are an aesthetic effect only and do not provide heat.

SELECTED FIRE BASKETS FROM THE CHESNEYS RANGE ARE NOW AVAILABLE WITH LOG EFFECT ELECTRIC FIRES.

ULTRASONIC TECHNOLOGY IS USED TO CREATE A FINE MIST THAT IS ILLUMINATED TO PRODUCE UNBELIEVABLY REALISTIC FLAMES AND SMOKE.

COMBINED WITH AN ATTRACTIVE LOG SET AND A GLOWING ASH BED, THE RESULT IS AN ELECTRIC FIRE THAT EXCEEDS ALL EXPECTATIONS FOR REALISM.



Shown left, The Soho fire basket and Spherical steel fire dogs are now available with an Olympus DE18 log effect electric fire. Shown here with the Devonshire fireplace in limestone, Modern steel slips and black slate hearth. Electric fires can be used with Chesneys Soho, Osborne, Fibonacci and Byron fire baskets. They are an aesthetic effect only and do not provide heat.

THE REALISTIC FLAME
EFFECT AND LIGHT CAST
BY AN OLYMPUS DE18 LOG
EFFECT ELECTRIC FIRE IS
SEEN HERE IN THIS EARLY
EVENING SHOT

Shown here with the La Rochelle
marble fireplace, Byron fire
basket for dogs, Burton andirons
and black slate hearth.



ELECTRIC STOVES

CHESNEYS ELECTRIC STOVES PROVIDE A REALISTIC ALTERNATIVE TO A SOLID FUEL OR GAS FIRED STOVE WITH A HIGHLY REALISTIC LOG EFFECT FIRE AND A DISCREETLY HIDDEN FAN HEATER

Chesneys range of stoves are renowned not only for their cleanliness and efficiency but also for their good looks. The Salisbury is now available in electrified form, in either standard or large size.

A 2kW fan heater provides heat with a choice of two settings and the flame effect fire can be used independently of the heater to provide a cosy ambience when heat is not required.

The flame effect is produced using LED technology, whilst the realistic fuel bed is created from real logs and stones making each stove truly unique. Available in a black painted finish.

Shown right, the Salisbury large electric stove is shown in the Burlington limestone surround from the Contemporary Collection.

Shown left, the Salisbury standard electric stove in the Devonshire limestone surround from the Contemporary Collection.





THE FIRESIDE

PERIOD FIRE BASKETS AND FIRE DOGS

CONTEMPORARY FIRE BASKETS
AND FIRE DOGS

FORGED STEEL FIRE BASKETS
AND ANDIRONS

REGISTER GRATES AND INTERIOR PANELS

Pages 124 - 135

A WIDE RANGING COLLECTION OF HAND CRAFTED FIRE BASKETS, DOGS, REGISTER GRATES
AND FIRESIDE ACCESSORIES IN PERIOD AND CONTEMPORARY STYLES



GOLD SWAN FIRE DOGS

PERIOD FIRE BASKETS AND FIRE DOGS

A SELECTION OF STEEL
AND BRASS FIRE
BASKETS, INCLUDING
HAND ENGRAVED
DESIGNS, ALL OF WHICH
CAN HOUSE A REAL FIRE
OR A GAS EFFECT FIRE





ADAM BRASS OR STEEL

Overall width 36³/₄"(932)
Overall depth 21¹/₈"(535)
Overall height 37³/₈"(950)



CROOME BRASS OR STEEL

Overall width 33¹/₂"(850)
Overall depth 15"(380)
Overall height 33⁵/₈"(855)



SYON BRASS OR STEEL

Overall width 27¹/₂"(699)
Overall depth 13"(331)
Overall height 27¹/₈"(690)



OSTERLEY BRASS OR STEEL

Overall width 26⁵/₈"(678)
Overall depth 14⁵/₈"(371)
Overall height 27¹/₈"(690)



DORCHESTER BRASS OR STEEL

Overall width 29"(735)
Overall depth 15"(382)
Overall height 25¹/₄"(640)



CADOGAN BRASS OR STEEL

Overall width 21³/₈"(543)
Overall depth 12¹/₈"(310)
Overall height 21⁵/₈"(548)




STANHOPE BRASS OR STEEL

Overall width 21¹/₂"(545)
Overall depth 12"(305)
Overall height 21⁵/₈"(548)



ADAM No.2

Overall width 22³/₈"(570)
Overall depth 13"(331)
Overall height 25"(635)



DUCKSNEST

Overall width S: 18"(457) M: 22"(558)
Overall depth S: 13"(331) M: 13"(331)
Overall height S: 9³/₄"(246) M: 9⁵/₈"(244)



DUCKSNEST FOR DOGS with Ballhead dogs (not included)

Overall width S: 18"(457) M: 22"(558)
Overall depth S: 13"(331) M: 13"(331)
Overall height S: 5³/₄"(145) M: 5³/₄"(145)

Note Additional 3³/₄"(95) to overall width for arms



SWANSNEST with Burton Andirons (not included)

Overall width S: 18"(457) M: 22"(558)
Overall depth S: 12"(306) M: 12"(306)
Overall height S: 3⁵/₈"(92) M: 3⁵/₈"(92)

CONTEMPORARY FIRE BASKETS AND DOGS

A RANGE OF STUNNING CONTEMPORARY FIRE BASKETS
AND FIRE DOGS, ALL OF WHICH CAN HOUSE A REAL FIRE
OR CHESNEYS ALCHEMY GAS EFFECT FIRE





FIBONACCI

Overall width S: 18"(457) M: 22"(558)
Overall depth S: 12⁵/₈"(321) M: 12⁵/₈"(321)
Overall height S: 11"(280) M: 11"(280)



SOHO

Overall width S: 17⁵/₈"(447) M: 21⁵/₈"(548)
Overall depth S: 12"(305) M: 12"(305)
Overall height S: 9³/₈"(238) M: 9³/₈"(238)

Available in other sizes to order



AMHURST

Overall width S: 18"(457) M: 22"(558)
Overall depth S: 11⁷/₈"(302) M: 11⁷/₈"(302)
Overall height S: 13"(331) M: 13"(331)



OSBORNE

Overall width S: 18"(457) M: 22"(558)
Overall depth S: 13"(331) M: 13"(331)
Overall height S: 10"(255) M: 10"(255)



SOHO FOR DOGS with Spherical dogs (not included)

Overall width S: 18"(457) M: 22"(558)
Overall depth S: 12"(305) M: 12"(305)
Overall height S: 5¹/₂"(140) M: 5¹/₂"(140)

Note Additional 6¹/₄"(158) to overall width for arms. Available in other sizes to order.



POPULAR

Overall width S: 18"(457) M: 22"(558)
Overall depth S: 12¹/₂"(317) M: 12¹/₂"(317)
Overall height S: 13¹/₄"(336) M: 13¹/₄"(336)



ABERDEEN

Overall width S: 18"(457) M: 22"(558)
Overall depth S: 13"(331) M: 13"(331)
Overall height S: 13"(349) M: 14¹/₈"(359)



STONE BOWL

Overall width 19⁷/₁₆"(494)
Overall depth 13³/₈"(339)
Overall height 7¹/₂"(190)

Note Can only be used with bio ethanol fire



BRONZE EVA URN by Kelly Hoppen

Overall width 26³/₄"(680)
Overall depth 9³/₈"(239)
Overall height 5¹/₂"(140)

Note Can only be used with gas effect fire



BALLHEAD

Overall width 9"(230)
Overall depth 16⁵/₈"(423)
Overall height 16³/₈"(415)



FAULKNER

Overall width 3⁷/₈"(98)
Overall depth 18¹/₈"(460)
Overall height 13³/₄"(350)



SPHERICAL

Overall width 3⁷/₈"(98)
Overall depth 18"(457)
Overall height 10"(254)



MODI

Overall width 3⁷/₈"(98)
Overall depth 19⁷/₈"(505)
Overall height 14"(356)



OBELISK

Overall width 3³/₈"(86)
Overall depth 17¹/₂"(444)
Overall height 12¹/₄"(311)



SWAN

Overall width 4"(102)
Overall depth 4"(102)
Overall height 14"(356)

FORGED STEEL FIRE BASKETS AND ANDIRONS

A UNIQUE COLLECTION OF ARTISAN CRAFTED FORGED STEEL BASKETS AND ANDIRONS, DISPLAYING A LUSTROUS, FACETED QUALITY ONLY FOUND IN HAND FORGED STEEL





TYNDALE

Overall width S: 18"(457) L: 22"(558)
Overall depth S: 12"(305) L: 12"(305)
Overall height S: 12 1/2"(317) L: 12 1/2"(317)



CAXTON

Overall width S: 18"(457) L: 22"(558)
Overall depth S: 12"(305) L: 12"(305)
Overall height S: 9 1/2"(242) L: 9 1/2"(242)



BAIRD

Overall width S: 18"(457) L: 22"(558)
Overall depth S: 12"(305) L: 12"(305)
Overall height S: 9 1/2"(242) L: 9 1/2"(242)



TYNDALE FOR DOGS

Overall width S: 18"(457) L: 22"(558)
Overall depth S: 12"(305) L: 12"(305)
Overall height S: 8 1/2"(215) L: 8 1/2"(215)

NEWTON ANDIRONS

7"(177)
20 5/8"(524)
17"(432)



MORRIS FOR DOGS

Overall width S: 18"(457) L: 22"(558)
Overall depth S: 12"(305) L: 12"(305)
Overall height S: 5 1/2"(140) L: 5 1/2"(140)

BURTON ANDIRONS

9 1/2"(242)
20 1/4"(514)
17 1/8"(436)



MORRIS

Overall width S: 18"(457) L: 22"(558)
Overall depth S: 12"(305) L: 12"(305)
Overall height S: 9 1/2"(242) L: 9 1/2"(242)



BAIRD FOR DOGS

Overall width S: 18"(457) L: 22"(558)
Overall depth S: 12"(305) L: 12"(305)
Overall height S: 5 1/2"(140) L: 5 1/2"(140)

FARADAY ANDIRONS

7"(179)
19 1/2"(495)
12 5/8"(321)



BYRON

Overall width S: 18"(457) L: 22"(558)
Overall depth S: 12 5/8"(321) L: 12 5/8"(321)
Overall height S: 9 1/2"(242) L: 9 1/2"(242)



BYRON FOR DOGS

Overall width S: 18"(457) L: 22"(558)
Overall depth S: 12"(305) L: 12"(305)
Overall height S: 5 1/2"(140) L: 5 1/2"(140)

TELFORD ANDIRONS

9 1/2"(240)
24 1/4"(617)
17"(432)



CAXTON FOR DOGS

Overall width S: 18"(457) L: 22"(558)
Overall depth S: 12"(305) L: 12"(305)
Overall height S: 5 1/2"(140) L: 5 1/2"(140)

BEVAN ANDIRONS

6 1/2"(166)
21 3/8"(543)
12 5/8"(321)


Note An additional 6 1/4"(158) must be added to the overall widths of all fire baskets for dogs to allow for support arms. All fire baskets are supplied with gas control covers but not ash pans.

REGISTER GRATES AND INTERIOR PANELS

A RANGE OF CAST IRON AND STEEL REGISTER GRATES
MANUFACTURED IN THE TRADITIONAL MANNER

ALL ARE COPIES OF 18TH AND 19TH CENTURY DESIGNS AND
CAN BE USED WITH A REAL FIRE OR A GAS EFFECT FIRE

A SELECTION OF CAST IRON AND FIBROUS INTERIOR PANELS



REGISTER GRATES



BRITTON No.1 ARCHED

Overall width/height 40¹/₈"(1018) x 40¹/₈"(1018)
Depth of back 9⁷/₈"(250)
Width/height of back 30¹/₄"(767) x 32¹/₄"(819)
Minimum surround opening
width/height 28¹/₈"(715) x 31¹/₈"(790)



BRITTON No.3 ARCHED

Overall width/height 40¹/₈"(1018) x 40¹/₈"(1018)
Depth of back 8⁷/₈"(225)
Width/height of back 32¹/₄"(820) x 33⁵/₈"(854)
Minimum surround opening
width/height 33³/₈"(848) x 34¹/₈"(868)



BRITTON No.4 ARCHED

Overall width/height 39³/₄"(1010) x 39⁵/₈"(1007)
Depth of back 8⁷/₈"(225)
Width/height of back 25³/₄"(654) x 29³/₄"(755)
Minimum surround opening
width/height 30¹/₄"(769) x 32"(812)



PLAIN ARCHED

Overall width/height 41"(1041) x 40⁷/₈"(1038)
Depth of back 10¹/₄"(260)
Width/height of back 32¹/₈"(816) x 31³/₄"(806)
Minimum surround opening
width/height 34"(863) x 30³/₈"(772)



ORNATE ARCHED

Overall width/height 40⁷/₈"(1038) x 40⁷/₈"(1038)
Depth of back 10¹/₄"(260)
Width/height of back 32"(813) x 31³/₄"(806)
Minimum surround opening
width/height 35¹/₂"(902) x 31³/₄"(806)



CAMPBELL

Overall width/height 41"(1041) x 40¹/₂"(1029)
Depth of back 11¹/₄"(286)
Width/height of back 30¹/₈"(764) x 35¹/₂"(902)
Minimum surround opening
width/height 39"(991) x 39¹/₂"(1005)



CHAMBERLAIN

Overall width/height 41"(1041) x 40¹/₂"(1029)
Depth of back 11¹/₄"(286)
Width/height of back 30¹/₈"(764) x 35¹/₂"(902)
Minimum surround opening
width/height 39"(991) x 39¹/₂"(1005)



HARDWICK

Overall width/height 41"(1041) x 40¹/₂"(1029)
Depth of back 11¹/₄"(286)
Width/height of back 30¹/₈"(764) x 35¹/₂"(902)
Minimum surround opening
width/height 39"(991) x 39¹/₂"(1005)



CUBITT 36

Overall width/height 38"(965) x 37"(940)
Depth of back 11¹/₄"(287)
Width/height of back 24"(611) x 33¹/₂"(849)
Minimum surround opening
width/height 34⁷/₈"(885) x 35"(888)



CUBITT 40

Overall width/height 42"(1066) x 41"(1041)
Depth of back 11³/₄"(298)
Width/height of back 24"(611) x 33¹/₂"(849)
Minimum surround opening
width/height 35¹/₄"(896) x 37¹/₄"(944)



HAWKSMOOR

Overall width/height 41"(1041) x 40¹/₂"(1029)
Depth of back 11⁷/₈"(296)
Width/height of back 30¹/₈"(764) x 35¹/₂"(902)
Minimum surround opening
width/height 39"(991) x 39¹/₂"(1005)

INTERIOR PANELS AND HALF HOBS



CONTRE COEUR INTERIOR PANELS

Overall width 45"(1143)
Overall depth 10¹/₂"(267)
Overall height 33"(838)
Opening width/height 23"(584) x 27³/₄"(705)



LINCOLN'S INN HALF HOB

Overall width/height 32¹/₂"(825) x 17³/₄"(451)
Depth of back 11⁷/₈"(302)
Burner area width/height/depth 15¹/₂"(394) x 9"(229) x 8"(203)



DECORATIVE METAL FINISH

Rear panel 39³/₈"(1000)W x 39³/₈"(1000)H x ⁵/₈"(15)D
Side panels 16¹/₂"(425)W x 39³/₈"(1000)H x ⁵/₈"(15)D



HERRINGBONE BRICK

Rear panel 39³/₈"(1000)W x 39³/₈"(1000)H x 1"(25)D
Side panels 16¹/₂"(425)W x 39³/₈"(1000)H x 1"(25)D



REGULAR BRICK

Rear panel 39³/₈"(1000)W x 39³/₈"(1000)H x 1"(25)D
Side panels 16¹/₂"(425)W x 39³/₈"(1000)H x 1"(25)D



REEDED CAST IRON

Rear panel 39³/₄"(1010)W x 39³/₄"(1010)H x ¹¹/₁₆"(18)D
Side panels 18"(457)W x 39³/₄"(1010)H x ¹¹/₁₆"(18)D



REEDED FIBRE

Rear panel 39³/₈"(1000)W x 39³/₈"(1000)H x ¹¹/₁₆"(18)D
Side panels 16¹/₂"(425)W x 39³/₈"(1000)H x ¹¹/₁₆"(18)D



RUSTIC STONE

Rear panel 39³/₈"(1000)W x 39³/₈"(1000)H x ¹¹/₁₆"(18)D
Side panels 16¹/₂"(425)W x 39³/₈"(1000)H x ¹¹/₁₆"(18)D



CONTEMPORARY BLOCK

Rear panel 39³/₈"(1000)W x 39³/₈"(1000)H x ¹¹/₁₆"(18)D
Side panels 16¹/₂"(425)W x 39³/₈"(1000)H x ¹¹/₁₆"(18)D



CONTEMPORARY PLAIN

Rear panel 39³/₈"(1000)W x 39³/₈"(1000)H x ¹¹/₁₆"(18)D
Side panels 16¹/₂"(425)W x 39³/₈"(1000)H x ¹¹/₁₆"(18)D



LIGHT COLOURED

Rear panel 39³/₈"(1000)W x 39³/₈"(1000)H x ¹¹/₁₆"(18)D
Side panels 16¹/₂"(425)W x 39³/₈"(1000)H x ¹¹/₁₆"(18)D

With the exception of the Reeded cast iron and Contre Coeur, interior panels are fibrous and easily cut to size and suitable for gas or decorative settings only.

DECORATIVE METAL FINISHES

Designed to enhance the decorative qualities of a fire, Chesneys unique new range of patinated metal effect finishes can be applied to interior panels, slip sets and to the full range of Chesneys fire dogs and andirons for use with ethanol, gas effect and electric fires.

Available in gold, silver, bronze and copper in a randomly patinated antique effect, the reflective quality that these finishes bring to a fireplace setting can add an entirely new dimension to its appearance.

THE FINISHES



GOLD



SILVER



BRONZE



COPPER



GOLD SLIPS WITH FIREPLACE



GOLD INTERIOR PANELS WITH ETHANOL FIRE

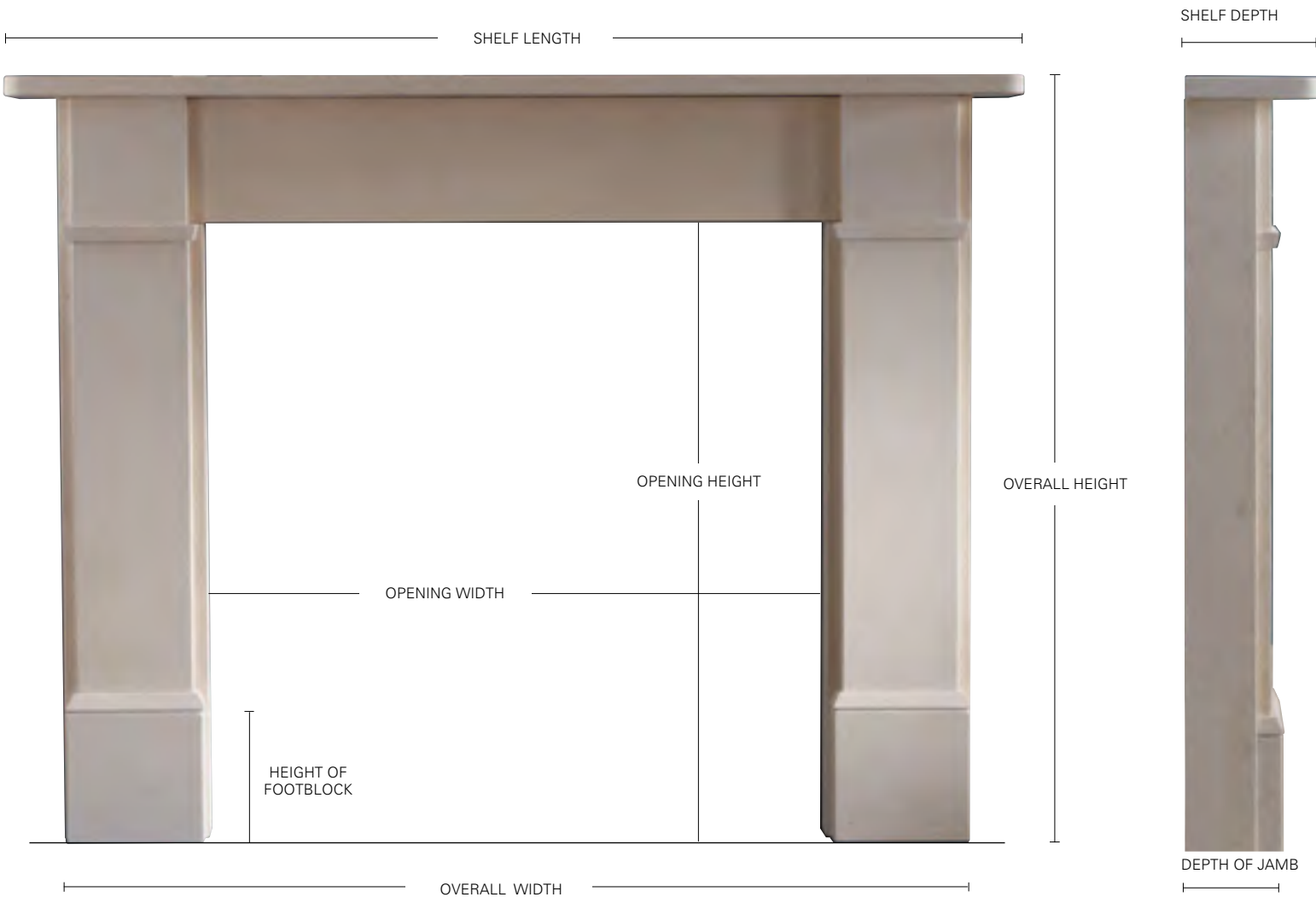


BRONZE INTERIOR PANELS WITH ETHANOL FIRE

GUIDE TO DIMENSIONS AND MATERIALS

The diagram below identifies the key dimensions common to most fireplaces. Throughout this brochure these are the dimensions that will be given for every design.

All fireplaces in this brochure can be made to bespoke sizes on request.




Chesneys products are handmade and therefore subject to a tolerance of +/- 5mm on stated dimensions.


Although Chesneys will work in any stone or marble, the core collections are carved from the following range of materials sourced from particular regions and quarries.



Statuary marble
A highly prized dense white marble ideally suited for fine sculptural work quarried in the Hebei mountains south of Beijing.



Carrara marble
A grey marble with grey veining extracted from the Polvaccio or Michelangelo quarries in Carrara in Northern Italy. This marble has been used in countless classical buildings and monuments.



Limestone
A tough limestone with a smooth creamy appearance quarried in the mountains of Limya in Turkey and Porto Mos in Portugal.



Bianco Avorio
A roughly textured limestone with attractive fossil displays quarried near Florence in Northern Italy.



Emperador
Quarried in the province of Valencia, Spain, this marble has finely streaked elements of variable colour ranging from brown to beige, set in a beige cement.



English Bathstone
Quarried in the west of England since Roman times, our Bathstone is found near Corsham in Wiltshire and is of a mellow rough appearance.

The stone samples shown are indicative and it is important to note limestone and marble are natural materials that have naturally occurring fossils, markings and veining. The individual sections can also vary in shade, this is part of their character and appeal.

FIREPLACE GLOSSARY

CAPITAL MOULDING

The decorative detail drawn from the classical orders which sits at the head of the pilaster or column.

CHIMNEYPIECE

The fire surround or mantelpiece.

CORNER BLOCKING

The decorative panel found at the head of the jamb.

CORNICED MANTEL SHELF

A mantel shelf which incorporates a series of architectural mouldings.

DEPTH OF REBATE

The difference between inner jamb and outer jamb.

DETACHED COLUMN

A column that stands free of the jambs of the chimneypiece.

ENGAGED COLUMN

A column that is attached to the jambs of the chimneypiece.

ENTABLATURE

The term to describe the frieze, corner blockings and mantel shelf as one unit.

FIRE BASKET

The grate which houses a fire and sits within the fire chamber.

FIRE DOGS OR ANDIRONS

Decorative supports for a fire basket.

FRIEZE

The cross member between the jambs of a chimneypiece.

FRIEZE TABLET

The decorative panel found at the centre of the frieze.

HEADER AND SLIPS

Non-combustible panels set between the chimneypiece and fire chamber to protect the former from the heat of the fire and ensure a fire that draws safely.

HEARTHSTONE

The non-combustible base upon which the chimneypiece sits, usually slate, stone or marble.

INGROUNDS

Facing slips that form part of the chimneypiece and which frame the opening, sometimes incorporating a contrasting coloured marble.

INLAY

Decorative device in the form of coloured marble in a variety of patterns set into the base marble of the chimneypiece.

JAMB OR PILASTER

The vertical sections or ‘legs’ of a chimneypiece.

PLINTH BLOCK

The supporting base to the jamb.

REGISTER GRATE

Decorative steel or cast iron unit housing the fire which conceals the brick fire chamber, developed during the 18th and 19th centuries.

Chesneys pursues a policy of continuing improvement in design and performance of its products. The right is therefore reserved to vary specifications without notice. For illustration purposes some chimneypieces and baskets may be shown in optional materials or finishes other than standard production specifications.

Bespoke prices are available on application.

CHESNEYS

Showrooms

London

194-202 Battersea Park Road,
London SW11 4ND
Telephone 020 7627 1410
Email: sales@chesneys.co.uk

147 Haverstock Hill,
London NW3 4RU
Telephone 020 7561 8280
Email: sales@chesneys.co.uk

For details of UK nationwide stockists:
Telephone 020 3177 4200
Email: stockists@chesneys.co.uk

www.chesneys.co.uk

New York

Suite 1119, 11th Floor,
D&D Building, 979 Third Avenue,
New York NY 10022
Telephone 001 646 840 0609
Email: sales@chesneys.com

www.chesneys.com

CONTEMPORARY	£
Manhattan Classic in lilac marble	3,399.00
Burlington in limestone	2,190.00
Burlington in statuary marble [†]	4,885.00
Devonshire in limestone	1,799.00
Alhambra in limestone	2,479.00
Madison in limestone [†]	2,060.00
Madison in statuary marble	4,125.00
Chelsea in bianco avorio	2,575.00
Dakota in limestone	1,980.00
Kent Bolection in limestone	3,280.00
Metro in limestone	1,569.00
Scarpa in nero marquina marble	2,109.00
Scarpa in lilac marble	3,150.00
Scarpa in limestone	1,730.00
Scarpa in anatolian grey	2,899.00
Scarpa in azul valverde	1,890.00
Murano in limestone	1,599.00
Clandon Bolection Frame in limestone	2,040.00
Odeon in limestone	2,860.00
Gaumont in limestone	2,080.00

DESIGNER

Selborne in limestone and flint	5,245.00
Faulkner in limestone	2,620.00
Griffin in petit granit [†]	7,615.00
Glasgow in azul valverde [†]	7,615.00
Pittsburgh in limestone [†]	7,615.00
Ealing in carrara [†]	7,170.00
Belvedere in statuary marble [†]	6,670.00
Lincoln in statuary marble [†]	7,055.00
Carlton in statuary marble [†]	6,505.00
Veneto in light emperador [†]	8,045.00
Loire in statuary marble [†]	6,295.00
Cosmopolitan in carrara [†]	5,525.00
Voltaire in bianco avorio [†]	8,745.00
Bellagio in statuary marble [†]	28,090.00
Randolph in limestone [†]	11,895.00
Antibes in azul valverde [†]	8,325.00
Ebury in statuary marble	3,030.00
Coral in bianco avorio [†]	2,760.00
Hulanicki Art Nouveau in statuary marble [†]	3,995.00
Hulanicki Art Deco in limestone [†]	3,380.00

VICTORIAN

Buckingham in statuary marble	3,575.00
Edwardian Corbel in carrara [†]	1,559.00
Victorian Corbel in carrara	1,640.00
Victorian Corbel in limestone [†]	1,640.00
Holland in statuary marble [†]	10,135.00
Ladbroke in statuary marble	5,200.00
Greenwich in bianco avorio [†]	2,735.00
Classic Victorian in limestone	920.00
Classic Victorian in carrara [†]	1,040.00
Colebrooke in limestone [†]	1,230.00
Elizabethan in bianco avorio	2,549.00
Chiswick Tudor in bianco avorio	2,505.00
Shelburne in bianco avorio	4,045.00

REGENCY	£
Langley in statuary marble	4,045.00
Edinburgh in statuary marble	3,900.00
Marble Regency Bullseye 36 in carrara	1,499.00
Marble Regency Bullseye 40 in carrara	1,880.00
Albemarle in statuary marble	5,770.00
Albany in carrara [†]	2,340.00
Regency Bullseye 36 in limestone	1,299.00
Regency Bullseye 40 in limestone	1,620.00
Reeded Regency Bullseye in carrara	1,665.00
Fairfax in limestone [†]	3,135.00
Hartwell in statuary marble [†]	8,805.00
Nash in statuary marble [†]	5,075.00
Acanthus in statuary marble	3,755.00

GEORGIAN

Chichester in portland	12,235.00
Clandon in limestone	2,190.00
Clandon in statuary marble [†]	5,430.00
Northumberland in statuary marble	12,015.00
Blenheim in statuary marble [†]	11,335.00
Chillington in statuary marble [†]	11,545.00
Palladian in statuary marble	9,160.00
Chambers in limestone [†]	6,470.00
Alderney in limestone	1,999.00
Stirling 36 in bianco avorio	3,225.00
Stirling 40 in bianco avorio	3,970.00
Athenian in statuary marble	5,805.00
Kedleston 36 in limestone [†]	3,150.00
Kedleston 40 in limestone [†]	3,625.00
Wessex in emperador marble	4,465.00
Harwood in limestone [†]	2,875.00
Repton in limestone [†]	3,440.00
Mansfield in statuary marble	15,190.00
Leverton in statuary marble [†]	6,235.00
Brettingham in limestone [†]	4,045.00
Durham in limestone	4,830.00
Flaxman in limestone [†]	4,255.00
Vanbrugh in limestone [†]	6,470.00
Flitcroft in limestone [†]	4,140.00

FRENCH & ITALIAN

La Rochelle in statuary marble	6,670.00
La Rochelle 54 in statuary marble	5,540.00
Fontainebleau in statuary marble	6,415.00
Deauville in statuary marble	5,535.00
Navarre in statuary marble	8,665.00
Regence in statuary marble	6,585.00
Versailles in statuary marble	6,090.00
Sorbonne in bianco avorio	2,505.00
Vicenza in bianco avorio	6,145.00
Marseilles in bianco avorio	3,665.00
Fiorenza in limestone [†]	9,320.00
Provencale in bianco avorio	4,515.00
Pompadour in statuary marble	3,665.00

EN TRUMEAU	£
Limoges in bianco avorio [†]	from 10,280.00
Montrichard in bianco avorio [†]	from 10,280.00
Angers in bianco avorio [†]	from 10,280.00
Blois in bianco avorio [†]	from 10,280.00
Venezia in bianco avorio [†]	from 10,280.00

MUSEUM COLLECTION

SIR JOHN SOANE

Pattern I in statuary marble	5,775.00
Pattern II in statuary marble [†]	5,280.00
Pattern III in statuary marble	4,510.00
Pattern IV in statuary marble	6,090.00
Pattern V in statuary marble [†]	5,385.00
Pattern VI in statuary marble	6,065.00

SIR EDWIN LUTYENS

Pattern No.1 in statuary marble	5,885.00
Pattern No.2 in statuary marble	7,640.00
Pattern No.3 in statuary marble, with Bruxelles Noir	5,420.00
Pattern No.4 in statuary marble, with Verde Tinos	4,830.00
Pattern No.5 in statuary marble, with dark Emperador	8,795.00

ROBERT ADAM

Locke in statuary marble [†]	16,435.00
Roxburghe in statuary marble [†]	16,095.00
Knatchbull in statuary marble [†]	16,285.00
Richmond in statuary marble [†]	21,485.00
Stuart in statuary marble [†]	17,325.00
Beaufort in statuary marble [†]	17,950.00

THE GEORGIAN SOCIETY

Fitzroy in statuary marble [†]	7,135.00
---	----------

Please note: All designs can be ordered in different materials and sizes – prices on application.

All prices include VAT, calculated at 20%.

All prices exclude delivery and installation.

Installation prices are subject to site visit. See brochure for details of sizes.

†: 6-8 week order lead time.

‡: 14-16 week order lead time.

DFE GAS FIRES

£

Coal effect - manually operated	from 785.00
Coal effect - remote control	from 1185.00
Log effect - manually operated	from 985.00
Log effect - remote control	from 1385.00

ELECTRIC FIRES

Basket complete with the Olympus Electric Fire

Soho Freestanding 18"	1,220.00
Soho for Dogs 18"	
(fire dogs/andirons sold separately)	1,220.00
Byron Freestanding 18"	1,400.00
Byron for Dogs 18"	
(fire dogs/andirons sold separately)	1,400.00

ALCHEMY BIOETHANOL FIRES

Freestanding Fire Baskets

FB18 Bioethanol Burner	1,495.00
Log Plate (Optional)	295.00
Can be used with the following baskets:	
Alchemy Fire Basket	295.00
Soho Freestanding 18"	580.00

Linear Ribbon Burners

RB700 Bioethanol Burner	2,350.00
RB1000 Bioethanol Burner	2,950.00
RB1500 Bioethanol Burner	4,950.00

REGISTER GRATES

Cubitt 36	1,820.00
Cubitt 40	2,010.00
Campbell	2,665.00
Chamberlain	3,610.00
Hardwick	3,585.00
Hawksmoor	4,350.00
Plain Arched	1,810.00
Ornate Arched	1,810.00
Britton No.1, No.3 & No.4 Arched	815.00
Lincoln's Inn Half Hob	1,215.00

INTERIOR PANELS

Contre Coeur	1,785.00
Herringbone Brick	550.00
Regular Brick	550.00
Contemporary Plain	550.00
Contemporary Block	550.00
Rustic Stone	599.00
Light Coloured	299.00
Reeded Fibre	435.00
Reeded Cast Iron	1,190.00
Patinated Antique Metal Finish	
Available in Gold, Silver, Bronze and Copper	from 4,908.00

FIRE BASKETS

£

Adam steel	4,270.00
Adam brass	4,810.00
Croome steel	3,670.00
Croome brass	4,740.00
Syon steel	3,080.00
Syon brass	4,295.00
Osterley steel	3,080.00
Osterley brass	4,295.00
Dorchester steel or brass	1,110.00
Cadogan steel or brass	955.00
Stanhope steel or brass	955.00
Adam No.2	960.00
Aberdeen 18"	960.00
Aberdeen 22"	990.00
Popular 18" and 22"	580.00
Fibonacci 18" and 22"	580.00
Soho Freestanding 18" and 22"	580.00
Soho for Dogs 18" and 22"	580.00
Amhurst 18" and 22"	580.00
Osborne 18" and 22"	580.00
Ducksnest Freestanding 18" and 22"	599.00
Ducksnest for Dogs 18" and 22"	599.00
Swansnest for Dogs 18" and 22"	505.00
Stone Bowl	1,460.00

FIRE DOGS

Ballhead	499.00
Faulkner	570.00
Spherical Steel	530.00
Modi	715.00
Mulling	570.00
Obelisk	570.00

FORGED BASKETS & ANDIRONS

Baird 18" and 22"	720.00
Byron 18" and 22"	720.00
Caxton 18" and 22"	720.00
Morris 18" and 22"	720.00
Tyndale 18" and 22"	720.00
Bevan andirons	960.00
Burton andirons	715.00
Faraday andirons	820.00
Newton andirons	715.00
Telford andirons	715.00

HEARTHES, BACK HEARTHES & SLIPS

£

Black Slate Hearth	from 325.00
Black Slate Back Hearth	from 220.00
Black Slate Slips	from 246.00
Black Slate Cheeks	from 445.00
Black Granite Hearth	from 555.00
Black Granite Back Hearth	from 355.00
Black Granite Slips	from 610.00
Black Granite Cheeks	from 925.00
Limestone Hearth	from 415.00
Limestone Back Hearth	from 240.00
Limestone Slips	from 280.00
Limestone Cheeks	from 650.00
Bianco Avorio Hearth	from 390.00
Bianco Avorio Back Hearth	from 260.00
Bathstone Hearth (3pcs)	from 570.00
Bathstone Back Hearth (2pcs)	from 380.00
Industrial Steel Slips	from 975.00
Modern Steel Slips standard	from 695.00
Modern Steel Slips special	from 1,600.00
Patinated Antique Metal Finish Slips	
Available in Gold, Silver, Bronze and Copper	from 1500.00
Tudor Shaped Black Slate Slips	from 505.00
Wentworth Steel Slips	from 1,450.00

All prices include VAT, calculated at 20%.

All prices exclude delivery and installation.

Installation prices are subject to site visit.
See brochure for details of sizes.