

## **CAST IRON** STOVES & FIREPLACES

WOODBURNING • MULTI-FUEL • GAS



Fire with **Character**





Dovre 250 Multi-Fuel.

# Forging ahead

Named after the beautiful but enduring Norwegian mountain range, our stoves and fires come from 60 years' experience crafting innovative, high performance heating products built for the harshest Arctic winters.

## The Dovre **Range**...



Dovre 250

Traditional Wood  
& Multi-fuel Stoves

Pages 08 - 11



Dovre Sense 203

Contemporary Wood  
& Multi-fuel Stoves

Pages 12 - 21



Dovre 425 Gas

Traditional  
Gas Stoves

Pages 22 - 23



Vintage 35, (see page 14-15)



# Cast Iron Performance ...

...made in our foundry, our stoves and fires are cast with absolute precision for exceptional heating performance.

## Beautifully Reliable

Each of our stoves and fires begins its life in our foundry. Firing at up to 1500°C, furnaces melt down the raw materials to make high quality cast iron for our products.

Moulded with absolute precision for strength and longevity, the cast iron used in Dovre products has excellent durability and thermal qualities. Radiating heat long after the fire has died, our cast iron stoves and fires retain their shape even after years of use.

Thanks to its versatile nature, cast iron can be crafted into a huge variety of shapes and textures, bringing beauty and presence to your interior whether traditional or contemporary.

Whatever your choice - wood, multi-fuel, gas or electric – your cast iron Dovre stove or fireplace will be built to the uncompromising standards you would expect from our Scandinavian heritage.



## Cleanburn & Airwash Systems

Over the decades, Dovre products have been continuously developed to meet the toughest UK & European safety, efficiency, and emission standards. Today, many of our woodburning and multi-fuel stoves, as well as some of our fires, feature our cutting-edge Cleanburn and Airwash systems. This advanced combustion technology minimises environmental impact whilst delivering superb flame visuals with outstanding thermal efficiency.



## High Efficiency

All solid-fuel models in this brochure burn wood or multi-fuel with outstanding efficiency, and are rated as either A or A+ energy class appliances according to European energy labelling standards. For more information on individual energy classes, see each appliance's product page.



## Urban Area Approved

Our eco-focused approach to stove and fire design means that many models in this brochure are suitable for burning wood in urban areas. Independently tested, 250, Vintage and Sense models are all exempt from DEFRA smoke control restrictions in towns and cities\*.



## External Air Supply

Many stoves in this brochure can be installed with an external air supply meaning they do not need to draw any air from the room. This potentially negates the need for an additional air vent, therefore minimising drafts.



## Ecodesign Plus

All Dovre wood and multi-fuel stoves burn so cleanly, they meet Ecodesign air quality standards. These low emission products produce minimal levels of carbon monoxide (CO), nitrogen oxide (NOx) organic gaseous compounds (OGCs) and particulates (PMs).



## See our stoves being built

Watch our short film to see the typical journey of a Dovre stove, from the molten metal to the finished article:

[dovre.co.uk/about-us](https://dovre.co.uk/about-us)

\*250, Vintage & Sense stoves are approved when fitted with a Smoke Control Kit.





# The dovre difference...

## Wood and Multi-fuel Stoves and Fires

**Wood** – When wood is burnt the amount of carbon dioxide released into the atmosphere is approximately the same as that absorbed by the tree during growth. Wood is also a renewable resource, particularly when derived from plantations and cultivated woodland. For optimum results, we recommend logs should be seasoned for 2 years or more to achieve a moisture content below 20%. This will not only give up to twice the output of freshly felled timber but help avoid a build-up of tar in your flue. Hardwood logs are better still, as they will have around twice the calorific value of softwoods of equivalent weight.



To be certain you are using the correct wood for your Dovre stove, look for the Woodsure Ready to Burn label.

**Solid fuels** – anthracite and manufactured smokeless fuels can be burnt on multi-fuel models which feature a fixed or riddling grate. Please note, however, that bituminous coal or petroleum based fuels must never be used on your stove.

**WIN** the cost of your product back!

by registering your product online for your free extended warranty. See page 26 for details.

## Gas Stoves

All Dovre gas stoves are available with natural gas or LPG and depending on model, feature a highly realistic log effect fire. These high efficiency stoves are available as manual operation but have the option to upgrade to either a standard remote, allowing heat regulation once the pilot light has been lit manually, or a programmable remote with additional thermostatic and timer controls.



280 Gas 2.



## Expert Retailer Network & Warranty Information

Dovre products are only available from Expert Independent Retailers who will ensure your stove or fire is both appropriate for your home and fitted correctly. Your Dovre retailer will provide you with a Five Year Warranty for your new stove's castings and a Two Year Warranty on steel parts and gas and electric 'engines' used in stoves and fires. Fires purchased outside Dovre's Expert Retailer Network will carry a standard 1 Year non-extendable Warranty, or minimum statutory warranty for your country.

For more information, see page 27.

Find your nearest expert retailer by visiting: [www.dovre.co.uk/retailers](http://www.dovre.co.uk/retailers)







250 multi-fuel stove in traditional Matt Black.

# 250

## Multi-Fuel Stove



- KEY DETAILS**
- All cast iron construction
  - Multi-fuel
  - Airwash systems
  - Ecodesign Plus
  - Approved for Smoke Control Areas\*
  - Nominal heat output: 4.9kW
  - Heat output range: 2 - 7kW
  - High efficiency: up to 77%
  - Top or rear flue exit
  - Flue diameter: 125mm
  - Maximum log length: 33cm
  - Weight: 79kg
  - Efficiency Class: **A+**

\*When fitted with a Smoke Control Kit

- PRODUCT CODES**
- DV-250 Matt Black multi-fuel with riddling grate and Airwash system

- ACCESSORIES**
- DV250SCKIT Smoke control kit



Also see image on back cover.



250 multi-fuel stove in traditional Matt Black. Shown with Stovax Malmo wooden mantel in white.





# 640WD & 760WD

## Woodburning Stoves



### KEY DETAILS

- All cast iron construction
- Woodburner
- Cleanburn and Airwash systems
- Ecodesign Plus
- Side door for loading
- Nominal heat output: **640WD:** 9kW, **760WD:** 11kW
- Heat output range: **640WD:** 3 - 11kW, **760WD:** 3.7 - 13kW
- High efficiency: **640WD:** up to 80%, **760WD:** up to 80.2%
- External Air Supply
- Top or rear flue exit
- Flue diameter: 150mm
- Maximum log length: **640WD:** 50cm, **760WD:** 60cm
- Weight: **640WD:** 158kg, **760WD:** 180kg
- Efficiency Class: **A+**

### PRODUCT CODES

- |          |  |
|----------|--|
| DV-640WD | Matt Black woodburner with Cleanburn and Airwash |
| DV-760WD | Matt Black woodburner with Cleanburn and Airwash |

### FINISHES



Traditional  
Matt Black







Sense 103 in Matt Black

# SENSE 103 & 203

## Wood Stoves



### KEY DETAILS

- All cast iron construction
- Woodburning
- Airwash and Cleanburn systems
- Ecodesign Plus
- Nominal heat output: 4.9kW
- Heat output range: 2.3 - 7kW
- High efficiency: up to 79.5%
- Approved for Smoke Control Areas\*
- External Air Supply
- Unique, user-friendly opening system
- Easy to operate single air slide control
- Top or rear flue exit
- Flue diameter: 150mm
- Maximum log length: 33cm
- Weight: 105kg - 125kg
- Efficiency Class: **A**

\* When fitted with a Smoke Control Kit  
\*\* Sense 103 only

### PRODUCT CODES

- |             |   |
|-------------|---|
| DV-SENSE103 | Sense 103 with side windows, legs, Cleanburn and Airwash - Matt Black†        |
| DV-SENSE203 | Sense 203 box mounted, with side windows, Cleanburn and Airwash - Matt Black† |

### ACCESSORIES

- |              |                                |
|--------------|--------------------------------|
| DV-SENSESKIT | Smoke Control Area Kit         |
| DV-HS-SENSE  | Heat Shield Kit (see page 26)* |

\*The optional heat shield can be used to reduce the minimum distance to combustible materials by up to half. Please refer to the instruction manual for further details.

### FINISHES



Matt  
Black

Also see image on front cover and page 7.

† Whilst Stocks Last







Vintage 35 in Matt Black

# VINTAGE 35 & 50

## Wood Stoves



### KEY DETAILS

- All cast iron construction
- Woodburner
- Airwash and Cleanburn systems
- Ecodesign Plus
- Approved for Smoke Control Areas\*
- Nominal heat output: **35:** 7kW, **50:** 9kW
- Heat output range: **35:** 2.3 - 9kW, **50:** 3 - 11kW
- High efficiency: **35:** up to 83%, **50:** up to 84%
- External Air Supply
- Top or rear flue exit
- Flue diameter: 150mm
- Maximum log length: **35:** 35cm, **50:** 50cm
- Weight: **35:** 125kg, **50:** 155kg
- Efficiency Class: **A+**

\* When fitted with a Smoke Control Kit

### PRODUCT CODES

- |          |  |
|----------|--|
| DV-VIN35 | Matt Black woodburner with Cleanburn and Airwash |
| DV-VIN50 | Matt Black woodburner with Cleanburn and Airwash |

### ACCESSORIES

- |             |                   |
|-------------|-------------------|
| DV-VINSCKIT | Smoke Control Kit |
|-------------|-------------------|

### FINISHES



Matt Black







Bold 300 in Matt Black

# BOLD 300 & 400



## Wood Stoves

### KEY DETAILS

- All cast iron construction
- Woodburner
- Airwash and Cleanburn systems
- Ecodesign Plus
- Nominal heat output: 7kW
- Heat output range: 2.3 – 9 kW
- High efficiency: up to 80%
- External Air Supply
- Top or rear flue exit
- Flue diameter: 150mm
- Maximum log length: 35cm
- Weight: **300**: 130kg, **400**: 145kg
- Efficiency Class: **A+**

### PRODUCT CODES

- DV-BOLD300 Bold 300, Matt Black on legs  
DV-BOLD400 Bold 400, Matt Black

### FINISHES



Matt  
Black







Rock 350 with wood box



Rock 500 with wood box in Matt Black

# ROCK 350 & 500

## Wood Stoves



### KEY DETAILS

- All cast iron construction
- Woodburner
- Airwash and Cleanburn systems
- Ecodesign Plus
- Nominal heat output: **350:** 7kW, **500:** 9kW
- Heat output range: **350:** 2.3 – 9 kW, **500:** 3 – 11 kW
- High efficiency: up to 80%
- External Air Supply
- Top or rear flue exit
- Flue diameter: 150mm
- Maximum log length: **350:** 35cm, **500:** 50cm
- Weight: **350:** 110 - 125kg, **500:** 130kg
- Efficiency Class: **A+**

### PRODUCT CODES

- |              |  |
|--------------|--|
| DV-ROCK350TB | Rock 350 with tablet stand, Matt Black |
| DV-ROCK350WB | Rock 350 with wood box, Matt Black     |
| DV-ROCK500TB | Rock 500 with tablet stand, Matt Black |
| DV-ROCK500WB | Rock 500 with wood box, Matt Black     |

### FINISHES



Rock 350 with tablet stand







Astroline 4CB woodburning stove with pedestal

# ASTROLINE 4

## Wood Stoves

### KEY DETAILS

- All cast iron construction
- Woodburner
- Cleanburn and Airwash system
- Ecodesign Plus
- External Air Supply
- Nominal heat output: 8kW
- Heat output range: 2.5 - 10kW
- High efficiency: up to 75%
- Top or rear flue exit
- Flue diameter: 150mm
- Maximum log length: 33cm
- Weight: 168kg - 181kg
- Efficiency Class: **A**

### PRODUCT CODES

DV-ASTRO4CB/P

Matt Black coloured woodburner with pedestal base,  
Cleanburn and external air connection

### FINISHES



Matt  
Black



Astroline 4CB woodburning stove with pedestal





280 Gas balanced flue version with log-effect fire

# 280 & 425

## Gas Stoves

HIGH  
EFFICIENCY

### KEY DETAILS

- All cast iron construction
- Balanced and Conventional flue with realistic log-effect fire
- Optional remote controls
- High Efficiency: see table
- Max. heat output: see table
- Ignition system requires no electricity supply
- LPG and Natural Gas versions available
- Automatic safety shutdown in the event of pilot light failure or flue blockage
- Top or rear flue exit: 125mm (CF) / 152mm (BF)
- Weight: see table

PRODUCT CODES	FLUE TYPE	GAS TYPE	FUEL EFFECT	ENERGY INPUT	HEAT OUTPUT	EFFICIENCY	EFFICIENCY CLASS	WEIGHT
280 GAS STOVE								
DV541-010†	CF	NG	LOGS	4.55KW	3.1KW	75%	E	50KG
DV541-148†	BF	NG	LOGS	4.3KW	3.7KW	95.4%*	A*	54.4KG
DV541-503†	BF	LPG	LOGS	4.3KW	3.8KW	95.4%*	A*	54.4KG
425 GAS STOVE								
DV541-124†	CF	NG	LOGS	6.6KW	4.6KW	78%	E	74KG
DV541-138†	BF	NG	LOGS	6.6KW	5.4KW	90.8%*	B*	81.5KG
DV541-461†	BF	LPG	LOGS	6.6KW	5.5KW	90.8%*	B*	81.5KG

† Whilst Stocks Last

\*When used with Programmable Thermostatic Remote Control      CF = Conventional Flue / BF = Balanced Flue

### OPTIONAL REMOTE CONTROLS



- 8455:**  
Standard (Left)
- 8456:**  
Programmable (Right)

Once the pilot has been ignited manually, the Standard remote control allows you to vary the flame height and heat output from your armchair. The Programmable version also enables you to set the stove to switch itself on and off twice a day, to the temperature you select, so that you can wake up or come home to a cosy room and glowing fire.

### FINISHES



Traditional  
Matt Black



425 Gas in traditional Matt Black

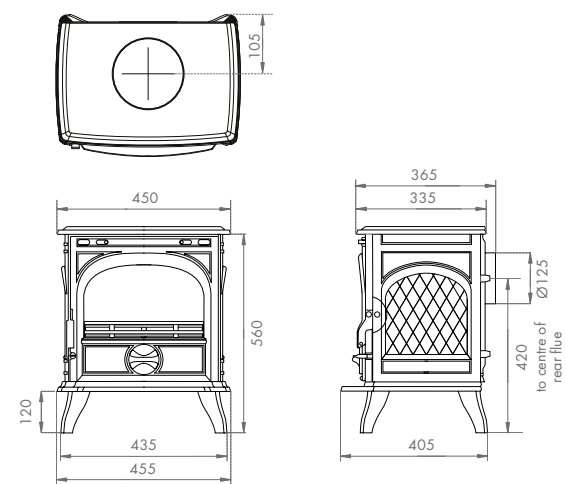


# Dimensions

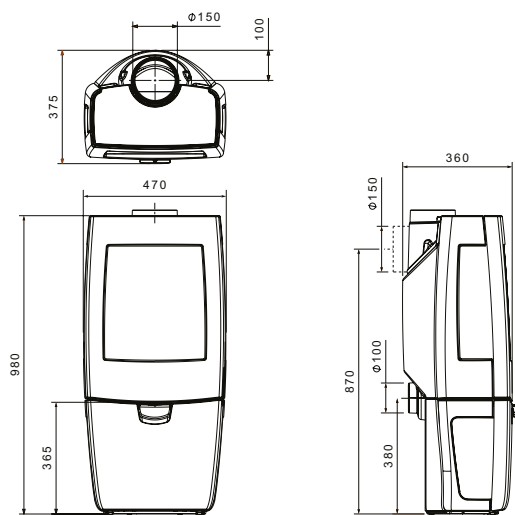
## Correct Installation

An approved competent person of solid fuel installations should undertake a site survey prior to purchase and must install any Dovre stove or fireplace. Your Dovre retailer will be able to advise on this. The below information is to assist you in your choice of a suitable Dovre fire or stove. It is not intended to be all the information required to install your fire or stove; this can be obtained from your local Dovre retailer or you can view/download the relevant full installation instructions from the Dovre website at [www.dovre.co.uk](http://www.dovre.co.uk)

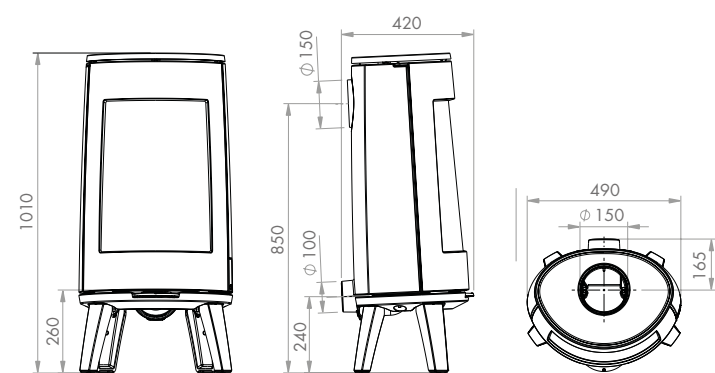
Page 8/9 - 250 Multi-Fuel Stoves



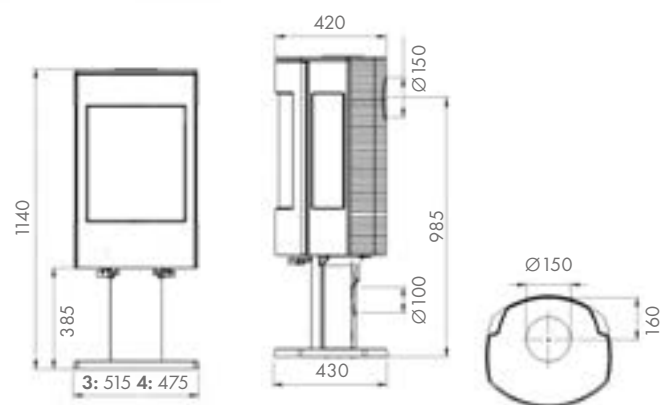
Page 12/13 - Sense 203 Wood Stoves



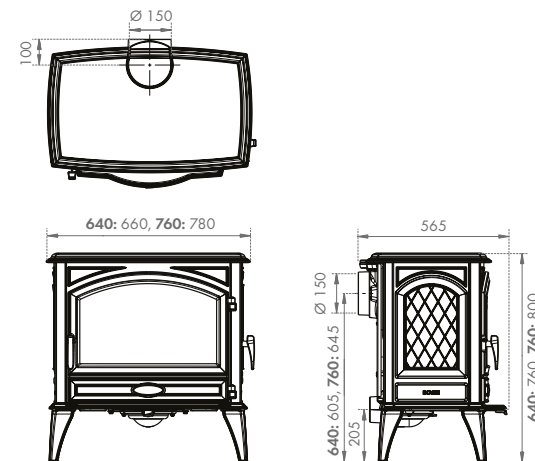
Page 16/17 - Bold 300 Wood Stoves



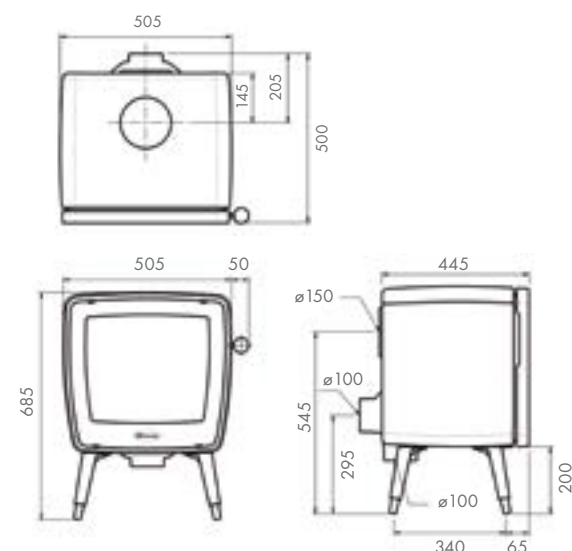
Page 20/21 - Astroline 4 Wood Stoves



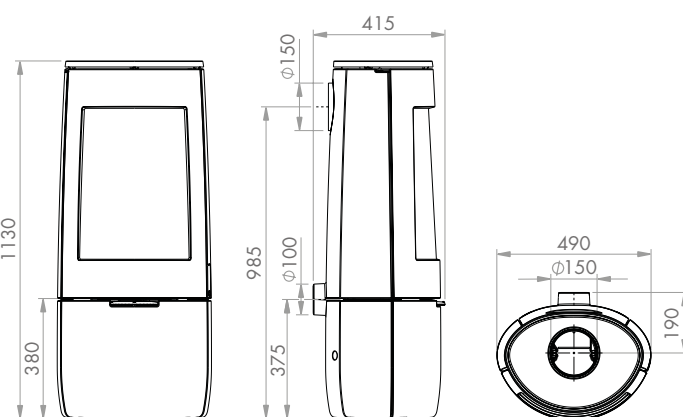
Page 10/11 - 640WD & 760WD Wood Stoves



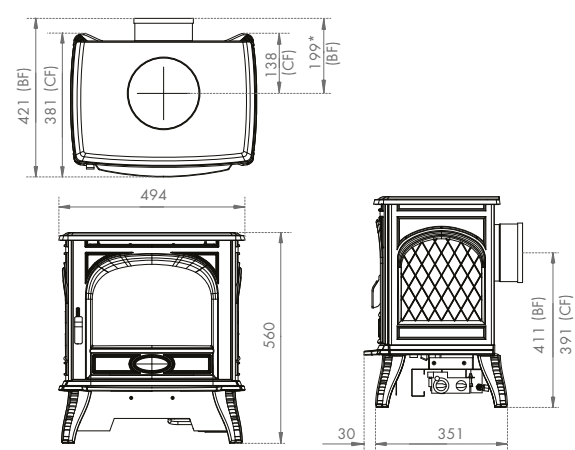
Page 14/15 - Vintage 35 Wood Stoves



Page 16/17 - Bold 400 Wood Stoves

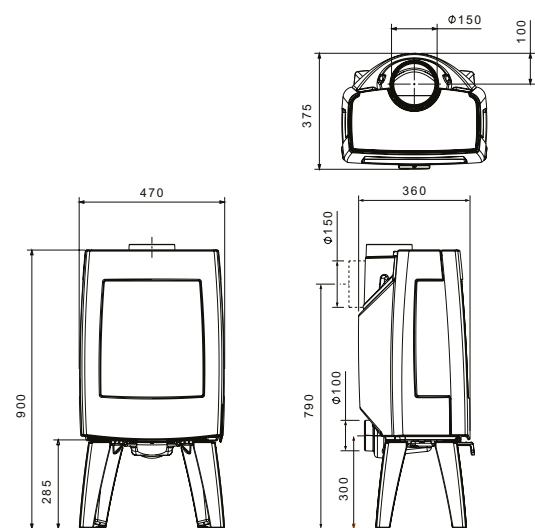


Page 22/23 - 280 Gas Stoves

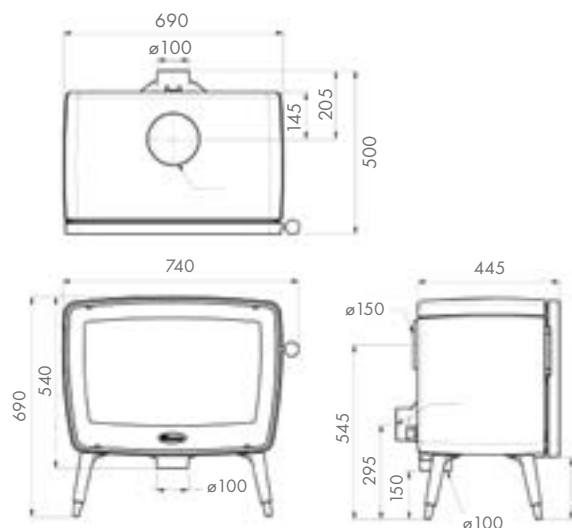


\* To end of rear flue spigot. Installation instructions with information on balanced flue configurations are available from [www.dovre.co.uk](http://www.dovre.co.uk)

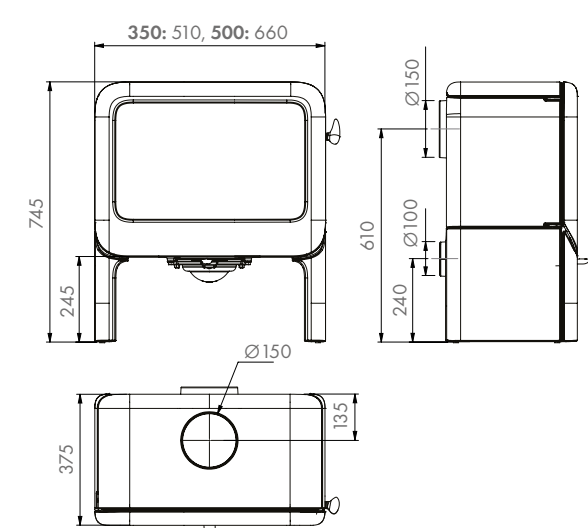
Page 12/13 - Sense 103 Wood Stoves



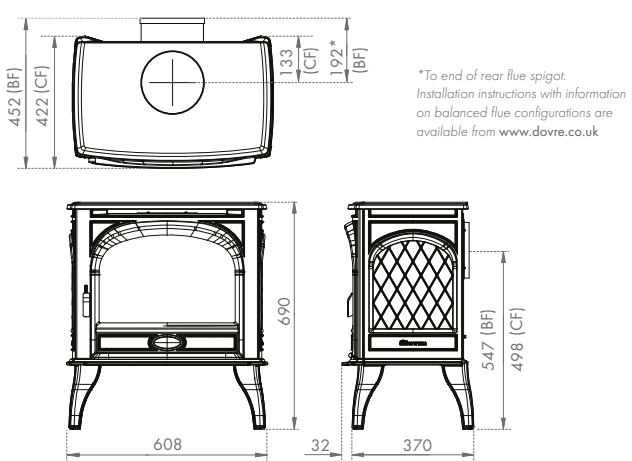
Page 14/15 - Vintage 50 Wood Stoves



Page 18/19 - Rock 350 & 500 Wood Stoves



Page 22/23 - 425 Gas Stoves



\* To end of rear flue spigot. Installation instructions with information on balanced flue configurations are available from [www.dovre.co.uk](http://www.dovre.co.uk)



# Heat Shields

## Sense Heat Shields

Dovre also offer a range of highly effective Heat Shields for Sense stoves. These fantastic additions reduce the distance to combustible materials at the rear and sides of the stoves as shown below.

The Dovre Heat Shields not only maximise the available space within the room, but they also enable you to accommodate a wider range of materials in your interior design. For further information please speak to your local Dovre retailer.

Distances to combustible materials when fitted with Dovre Heat Shield:

STOVE	DISTANCE FROM REAR	DISTANCE FROM SIDES
Sense 103	100mm	500mm
Sense 203	100mm	500mm

## Professional XQ<sup>TM</sup> Chimney Systems

FOR HOMES WITHOUT A CHIMNEY!

10 YEAR EXTENDED WARRANTY

Stovax (Dovre's distributor in the UK and Republic of Ireland) also offers a comprehensive range of stove and fireplace chimney systems, the Stovax Professional XQ<sup>TM</sup> collection. Crafted from 304L grade stainless steel for a durable outer finish, the fully sealed components offer water tight protection for the insulation within.

With innovative decorative options, the ability to specify a colour for your system and with a host of technical advancements such as their Twist-Lock system, the Professional XQ<sup>TM</sup> range provides an attractive, versatile and reliable solution for your flue system. Furthermore, the Professional XQ<sup>TM</sup> range carries a 10 year conditional warranty offering complete peace of mind.

For further information or to request a brochure, contact your local retailer or visit [www.stovax.com/chimneysystems](http://www.stovax.com/chimneysystems)




## WIN the cost of your product back!\*

For further home inspiration you can **view real life installations** at our Customer Showcase page and share your thoughts and photos of your new stove or fire installation to enter our draw!

- We will publish your entry on our Customer Showcase
- You will be entered into a draw for the chance to win the cost of your product back
- **Gain a second entry** by registering your product online for your free extended warranty at [stovax.com/registration](http://stovax.com/registration)

View real life installations and submit your review at [stovax.com/customershowcase](http://stovax.com/customershowcase)

\* Terms and conditions apply. See online for details



# Further Information

## Expert Retailer Network

We take great care to ensure that our stoves and fireplaces are designed, tested and manufactured to the highest possible quality and safety standards. We are just as concerned to make certain that they are sold and installed correctly so that you enjoy years of pleasure from your purchase.

Accordingly, you will find our products are only available from experienced, independent retailers who will be happy to show you a selection of models locally in their showrooms, often fully operational. These independent retailers will discuss your individual requirements both technical (such as sizing the heat output to your room and advising on your flue type) and design; and ensure that you select the most appropriate product for your home. They will also be able to advise on or assist with the installation process as well as help provide any after-sales support and servicing of your appliance that you may require in the future.

Whilst we encourage our retailers to promote fireplace products and their outlets via the internet, we do not believe suitable levels of customer care and satisfaction can be obtained from nationwide online sales and we would strongly recommend that you consider this when undertaking your research and making a purchasing decision. Further, please be aware that we do not offer technical support (beyond our statutory responsibilities) to products bought via nationwide online sales, where this support would normally be offered by one of our qualified, independent retailers

## Warranty Information

Your Dovre retailer will provide you with a Five Year Warranty for your new stove castings and a Two Year Warranty on steel parts and gas and electric 'engines' used in stoves and fires. The continuation of the warranty is dependant on your appliance being serviced by an appropriately qualified person 12 months after installation and annually thereafter. Please note, these warranties exclude certain consumable and naturally wearing parts such as grates, baffles, firebricks and glass. Full details are on our website at [www.dovre.co.uk](http://www.dovre.co.uk). Fires purchased outside Dovre's Expert Retailer Network will carry a standard 1 Year non-extendable Warranty, or minimum statutory warranty for your country.



## Photography and Installation

Please note that, due to studio lighting and the limitations of the printing process, colour reproduction of enamel finishes may vary from actual product. Please consult your Dovre retailer for more accurate colours.

All of the flame pictures shown in this brochure are taken from real fires. Please note however that flame pictures will vary depending on the exact fuel used, flue conditions and surrounding geographical features. Given that building regulations are subject to constant change, some of the photography in this brochure may not comply with the requirements of the latest Building Regulations and you should always check your proposed installation arrangement with an approved competent person of solid fuel installations before proceeding. Certain settings in this brochure are dependant on the use of heat shields to reduce the required separation from combustible material. When designing your own installation, please observe the minimum distance to combustible materials as stated in the installation instructions.

The 'Nominal' heat output is to be used for calculating the ventilation provision as required by ADJ Building Regulations and for calculating its suitability for heating the size of room it will be fitted into. The heat output 'Range' is to be used as a guide only as the maximum and minimum performance will depend on local conditions such as flue pull, fuel quality and the way in which the product is used.

**Please note:** The operation and appearance of gas appliances depends on variable factors such as the gas pressure supplied.

## Product Improvement and Safety Information

Dovre reserves the right to amend any specifications herein or to make any product design changes.

Please note that all parts of these stoves and fires, particularly the glass panel in the door, become extremely hot during operation and can result in serious injury and burns if touched. It is therefore recommended that a fireguard complying with BS 8423 (latest edition) is used in the presence of young children, the elderly or infirm. Furthermore, by law all installations also require a Carbon Monoxide Monitor be supplied and fitted.





United Kingdom & Republic of Ireland distributors for Dovre:

**Stovax Limited**, Falcon Road, Sowton Industrial Estate, Exeter, Devon EX2 7LF

**Trade Sales Tel:** 01392 474000

**Email:** [dovre@stovax.com](mailto:dovre@stovax.com)

**Export Sales Tel:** +44 1392 261990 • **Email:** [exportsales@stovax.com](mailto:exportsales@stovax.com)

**[www.dovre.co.uk](http://www.dovre.co.uk)**

To view the complete range of brochures within the Stovax group, simply scan this code or visit [www.stovax.com](http://www.stovax.com)



© All material copyright Stovax Ltd 2023 E & O E

Paper sourced from sustainable forests and printed using vegetable based inks

## Find your retailer

Find your nearest expert retailer by visiting:  
**[www.dovre.co.uk/find-a-retailer](http://www.dovre.co.uk/find-a-retailer)**



Your local Dovre retailer:



DOVRE0123

