

evonicfires
quality electric fires built in britain



BUILT-INS



The Royal Shakespeare Theatre situated on the River Avon in Stratford-upon-Avon

WHERE INNOVATION MEETS ELEGANCE!

Founded in 2005 in Stratford-upon-Avon, the heart of Shakespeare country, CK Fires Ltd are a multi-award-winning manufacturer. Our Evonic Fires brand is proud to produce a range of British built electric appliances and are considered as one of the most technically advanced manufacturers in the world. Our range has a heating solution to suit any interior, with a variety of styles, sizes and flame effects to choose from.

Adding an electric fire provides a comfortable and attractive solution for those looking to add warmth and style to their living space.



“We strive to design and deliver sustainable products that are aspirational and driven by technology through innovation.”

ANDREW COX | MANAGING DIRECTOR



UK MADE

Evonic Fires occupy a 30,000sq ft manufacturing facility and produce some of the most advanced electric fires in the world, creating an abundance of products to fit any interior. Using components sourced from leading UK suppliers and assembled at our factory premises, Evonic Fires strive to achieve excellence with every fire we despatch. You can also be confident that in choosing an Evonic Fires appliance you are supporting British jobs, reducing your carbon footprint through shorter supply chains, and investing in a product that is built to last.



CERTIFICATION

Our company, CK Fires Ltd, are both ISO 14001 and 9001 certified. Our ISO 14001 certification is for our Environmental Management System, which assists us in minimising our effect on the environment through more efficient use of our resources and reduction of our waste. Our ISO 9001 certification provides guidance for our Quality Management System, which assists us to fulfil requirements and ensure customer satisfaction, while continuously improving the effectiveness of our operations.



NIBE GROUP MEMBER

CK Fires Ltd is a group member of NIBE, a Swedish multinational company that specialises in energy-efficient and environmentally friendly heating solutions. NIBE is a world leader in heating technology, with a wide range of products and solutions for homes, commercial buildings, and industrial applications.



Here for you...

NATIONWIDE RETAILER NETWORK

With our extensive network of over 300 dedicated retailers, it has never been easier to find the Evonic fire you are looking for. Our website features a detailed search engine to locate your nearest Evonic Fires dealer, and you can even narrow the search down to find particular ranges or models using our product filter tool. Scan the QR code to view our retailers page.



CUSTOMER SERVICE

Our dedicated team work tirelessly to ensure we offer the highest calibre of customer service. The Evonic Fires sales department are always on hand to answer any queries you may have regarding our products before or after you make a purchase, and our knowledgeable service department will always have time to discuss any after sales questions, to ensure you are getting the best performance from your Evonic fire.

FIVE YEAR WARRANTY



All our products come with a five year cover as standard. For year one, parts and labour will be covered, and to qualify for the additional four years, parts only warranty, consumers will have to register their product on the Evonic Fires website within 30 days of purchase. During years two to five there will be a manufacturers chargeable service call out option. Scan the QR code to be taken to the product registration page.





Setting the mood...

CONTROLLING YOUR FIRE

Access and control the features of our fires through the e-smart cloud app on your phone or tablet. These fires are compatible with Amazon Alexa or Google Assistant for voice control. A remote handset comes as standard with all models, or can be integrated into a home automation system, such as Control 4.

LOW RUNNING COST

Use our Energy Cost Calculator to see how affordable an Evonic fire is by visiting our website www.evonicfires.co.uk

Based on a Halo 1500, the running cost, for 4 hours, using the flame effect only is less than 2p. Over the same period, but with turning the heat on, it's just over £1. *

*Energy usage based on a Halo 1500 fire. Prices are calculated using the UK: Energy Price Guarantee (July 2023) fixed unit rate of 30p per kWh. Please check your tariff for detailed cost of running. Prices rounded to nearest whole pence. Flame effect only calculation based on 4 hours usage. Heat calculation based on 4 hours of thermostatic usage with 50% duty cycle plus flame effect. Calculations do not include installation, maintenance, or servicing.



Feature lighting has now become an essential factor in the design of a living space, with many consumers choosing to integrate lighting into their cinewall to accent their fireplace, television, or simply add an extra light source to a room. Try adding the new App controlled, e-illuminate smart lighting for that extra wow factor.





Built-ins collection

The built-ins collection showcases our range of stylish and contemporary inset electric fires. Featuring diverse effects, the built-ins collection offers a stunning variety of sizes and styles to suit any interior.

Size chart...

Our built-in models come in a variety of sizes, across our ranges, allowing you to find the exact fit to create a statement showpiece.

	500 Halo		1030 Halo, E-series, E-lectra and Volante
	650 Halo		1250 Halo, E-series, E-lectra and Volante
	750 Halo		1500 Halo, E-series, E-lectra and Volante
	800 Halo, E-series, E-lectra and Volante		1800 Halo, E-series, E-lectra and Volante
			2400 Halo

One fire, three configurations...



GF2 - two-sided



GF3 - three-sided



GF - one-sided

Halo range

The Halo range uses the very latest in LED technology to create one of the most vibrant and realistic flame effects. Coupled with carefully placed textured ribbons, our Halo models produce an authentic and traditional looking flame picture with 14 unique flame effects to choose from. Scan the QR code to view the flame effect in action.



Specifications

- 1500W heat output
- Continental ceramic log set or upgrade to split ceramic or British woodland
- Coconut husk and sparkling gemstone fuel bed
- Clear Float front glass or upgrade to UHD anti-reflective
- e-smart cloud app and remote control
- Compatible with Amazon Alexa and Google Assistant
- 9 model sizes to choose from
- 14 flame effects to choose from and purchase additional effects
- Two- or three-sided conversion panels included

See page 38 for measurements

Log choices...





Halo 1030 DS



Halo 500



Halo 800



Halo 1500

Halo SL range

With a depth of 180mm, these slimline, built-in style fires allow for easy installation whilst saving floor space once fitted. Featuring 14 unique flame effects, amber and clear crystal decoration and a bespoke log set, the Halo SL range is perfect for more compact spaces. Scan the QR code to view the Halo flame effect in action.



Specifications

- 1500W heat output
- Continental ceramic log set
- Slimline design - 180mm deep
- Clear Float front glass
- e-smart cloud app and remote control
- Compatible with Amazon Alexa and Google Assistant
- 7 model sizes to choose from
- 14 flame effects to choose from and purchase additional effects
- Two- or three-sided conversion panels included

See page 38 for measurements

Continental Ceramic Logs



Silver Birch

Woodland



Halo 600 SL



Halo 1000 SL



Halo 750 SL



Halo 1250 SL



Halo 1500 SL

E-series range

The E-series range uses the very latest in LED lighting technology to create one of the most vibrant and realistic flame effects in the world. Coupled with carefully placed textured ribbons, the E-series models produce an authentic and traditional looking flame picture. Scan the QR code to view the flame effect in action.



Specifications

- 1500W heat output
- Continental ceramic log set or upgrade to split ceramic or British woodland
- Slate chipping and vermiculite fuel bed
- Clear Float front glass
- e-smart cloud app and remote control
- Compatible with Amazon Alexa and Google Assistant
- 5 model sizes to choose from
- 1 flame effect
- Two- or three-sided conversion panels included
- The original multi-award winning range

See page 39 for measurements

Log choices...



Scan for
specification
booklet

E1800



E1500



E800T



E1030



E1250

E-lectra range

The E-lectra range harnesses cutting-edge LED technology, coupled with a hypnotic and modern flame picture. This mesmerising and virtually silent effect is available with 11 unique flame effects to choose from, and is available in all E-lectra models. Scan the QR code to view the flame effect in action.



Specifications

- 1500W heat output
- Continental ceramic log set or upgrade to split ceramic or British woodland
- Coconut husk and sparkling gemstone fuel bed
- Clear Float front glass
- e-smart cloud app and remote control
- Compatible with Amazon Alexa and Google Assistant
- 5 model sizes to choose from
- 11 flame effects to choose from
- Two- or three-sided conversion panels included

See page 39 for measurements

Log choices...

Continental Ceramic



Split Ceramic



British Woodland



Scan for
specification
booklet

E-lectra 1500





Volante range

The Volante range is a line of products that utilise advanced LED technology to create a captivating and contemporary flame effect. These products are designed to offer a visually stunning and mesmerising flame display, all while operating virtually silently. Scan the QR code to view the flame effect in action.



Specifications

- 1500W heat output
- Continental ceramic log set or upgrade to split ceramic or British woodland
- Slate chipping and vermiculite fuel bed
- Reversible rear glass - black or reflective
- Clear Float front glass
- e-smart cloud app and remote control
- Compatible with Amazon Alexa and Google Assistant
- 5 model sizes to choose from
- 1 flame effect
- Two- or three-sided conversion panels included

See page 39 for measurements

Log choices...

Continental Ceramic



Split Ceramic



British Woodland



Scan for
specification
booklet

Volante 1250





Volante 1800



Volante 800



Volante 1000



Volante 1500

Octane range

Octane is our latest innovation in flame effect technology, powered by the patented e-illusion flame effect. By harnessing LED projection, we have created one of the first truly holographic flame effects on the market. Featuring breath-taking immersive flames, and a stunning hypnotic fuel bed that gives an authentic glow, the Octane range is the next generation in heating for the home. Scan the QR code to view the flame effect in action.



Specifications

- 1500W heat output
- British woodland real logs with coconut husk and sparkling gemstone fuel bed
- Clear Float front glass
- e-smart cloud app and remote control
- Compatible with Amazon Alexa and Google Assistant
- 3 model sizes to choose from
- 1500mm DS model
- 1 flame effect
- Two- or three-sided conversion panels included (excluding the DS model)

See page 40 for measurements and fire size chart



British woodland real logs




Scan for
specification
booklet

Octane DS





Octane 1850



Octane 1150



Octane 1550

Measurements

HALO MODELS	WIDTH	HEIGHT	DEPTH
Halo 2400	2402mm	430mm	300mm
Halo 1800	1753mm	410mm*	300mm
Halo 1500	1506mm	353mm*	300mm
Halo 1250	1250mm	328mm*	300mm
Halo 1030	1003mm	357mm*	300mm
Halo 800	805mm	590mm	300mm
Halo 500	490mm	373mm	300mm
Halo 1030 DS	1004mm	354mm	500mm
Halo 810 DS	803mm	1003mm	500mm
Halo 1500 SL	1506mm	353mm	180mm
Halo 1250 SL	1250mm	328mm	180mm
Halo 1000 SL	1002mm	277mm	180mm
Halo 750 SL	754mm	752mm	180mm
Halo 700 SL	641mm	285mm	180mm
Halo 650 SL	654mm	682mm	180mm
Halo 600 SL	638mm	458mm	180mm

* Opening height will increase to 415mm Autumn/Winter 2023.

Measurements

E-SERIES MODELS	WIDTH	HEIGHT	DEPTH
E-1800	1753mm	410mm*	300mm
E-1500	1506mm	353mm*	300mm
E-1250	1250mm	328mm*	300mm
E-1030	1003mm	357mm*	300mm
E-800T	805mm	590mm	300mm

E-LECTRA MODELS	WIDTH	HEIGHT	FIRE DEPTH
E-lectra 1800	1750mm	400mm*	300mm
E-lectra 1500	1500mm	400mm*	300mm
E-lectra 1250	1250mm	400mm*	300mm
E-lectra 1000	998mm	399mm*	300mm
E-lectra 800	799mm	568mm	300mm

VOLANTE MODELS	WIDTH	HEIGHT	FIRE DEPTH
Volante 1800	1750mm	400mm*	300mm
Volante 1500	1500mm	400mm*	300mm
Volante 1250	1250mm	400mm*	300mm
Volante 1000	998mm	399mm*	300mm
Volante 800	799mm	568mm	300mm

* Opening height will increase to 415mm Autumn/Winter 2023.


Measurements

OCTANE MODELS	GLASS WIDTH	GLASS HEIGHT	FIRE DEPTH
Octane DS	1500mm	335mm	496mm
Octane 1850	1850mm	335mm	301mm
Octane 1550	1550mm	335mm	301mm
Octane 1150	1150mm	335mm	301mm



TV Options

Choosing the ideal size TV is a vital aspect to consider when building your media-wall. Ideally, you want the television to be slightly narrower than the width of the fire in order for your wall not to look top-heavy. Below is a diagram and table to assist you, and dimensions of the fires can be found on pages 38-40.



TV SIZE	TV WIDTH	TV HEIGHT
32"	709mm	399mm
40"	886mm	498mm
43"	953mm	536mm
50"	1107mm	622mm
55"	1217mm	686mm
60"	1328mm	747mm
65"	1440mm	810mm
70"	1549mm	871mm
75"	1661mm	935mm
80"	1770mm	996mm
85"	1882mm	1059mm



Download our brochures by scanning
the QR code or from our website
www.evonicfires.co.uk



Manufactured in the United Kingdom. The images in this brochure are produced using photography and CGI. Although the utmost care has been taken to accurately portray our products, we always advise a viewing in person at an approved Evonic Fires retailer's showroom. Evonic Fires pride itself on constant development and improvement. All product descriptions and sizes are accurate at the time of publishing but are subject to change without formal notice.

evonicfires



ISSUE 01

+44 (0) 1789 263868 | sales@evonicfires.co.uk | www.evonicfires.co.uk | 