

evonicfires  
quality electric fires built in britain



E-LECTRA SUITES



The Royal Shakespeare Theatre situated on the River Avon in Stratford-upon-Avon

# WHERE INNOVATION MEETS ELEGANCE!

---

Founded in 2005 in Stratford-upon-Avon, the heart of Shakespeare country, CK Fires Ltd are a multi-award-winning manufacturer. Our Evonic Fires brand is proud to produce a range of British built electric appliances and are considered as one of the most technically advanced manufacturers in the world. Our range has a heating solution to suit any interior, with a variety of styles, sizes and flame effects to choose from.

Adding an electric fire provides a comfortable and attractive solution for those looking to add warmth and style to their living space.

---



“We strive to design and deliver sustainable products that are aspirational and driven by technology through innovation.”

ANDREW COX | MANAGING DIRECTOR



## UK MADE

Evonic Fires occupy a 30,000sq ft manufacturing facility and produce some of the most advanced electric fires in the world, creating an abundance of products to fit any interior. Using components sourced from leading UK suppliers and assembled at our factory premises, Evonic Fires strive to achieve excellence with every fire we despatch. You can also be confident that in choosing an Evonic Fires appliance you are supporting British jobs, reducing your carbon footprint through shorter supply chains, and investing in a product that is built to last.



## CERTIFICATION

Our company, CK Fires Ltd, are both ISO 14001 and 9001 certified. Our ISO 14001 certification is for our Environmental Management System, which assists us in minimising our effect on the environment through more efficient use of our resources and reduction of our waste. Our ISO 9001 certification provides guidance for our Quality Management System, which assists us to fulfil requirements and ensure customer satisfaction, while continuously improving the effectiveness of our operations.



## NIBE GROUP MEMBER

CK Fires Ltd is a group member of NIBE, a Swedish multinational company that specialises in energy-efficient and environmentally friendly heating solutions. NIBE is a world leader in heating technology, with a wide range of products and solutions for homes, commercial buildings, and industrial applications.



# Here for you..

---

## NATIONWIDE RETAILER NETWORK

With our extensive network of over 300 dedicated retailers, it has never been easier to find the Evonic fire you are looking for. Our website features a detailed search engine to locate your nearest Evonic Fires dealer, and you can even narrow the search down to find particular ranges or models using our product filter tool. Scan the QR code to view our retailers page.



---

## CUSTOMER SERVICE

Our dedicated team work tirelessly to ensure we offer the highest calibre of customer service. The Evonic Fires sales department are always on hand to answer any queries you may have regarding our products before or after you make a purchase, and our knowledgeable service department will always have time to discuss any after sales questions, to ensure you are getting the best performance from your Evonic fire.

---

## FIVE YEAR WARRANTY



All our products come with a five year cover as standard. For year one, parts and labour will be covered, and to qualify for the additional four years, parts only warranty, consumers will have to register their product on the Evonic Fires website within 30 days of purchase. During years two to five there will be a manufacturers chargeable service call out option. Scan the QR code to be taken to the product registration page.





# Setting the mood...

---

## CONTROLLING YOUR FIRE

Access and control the features of our fires through the e-smart cloud app on your phone or tablet. These fires are compatible with Amazon Alexa or Google Assistant for voice control. A remote handset comes as standard with all models, or can be integrated into a home automation system, such as Control 4.

## LOW RUNNING COST

Use our Energy Cost Calculator to see how affordable an Evonic fire is by visiting our website [www.evonicfires.co.uk](http://www.evonicfires.co.uk)

Based on a Halo 1500, the running cost, for 4 hours, using the flame effect only is less than 2p. Over the same period, but with turning the heat on, it's just over £1. \*



\*Energy usage based on a Halo 1500 fire. Prices are calculated using the UK: Energy Price Guarantee (July 2023) fixed unit rate of 30p per kWh. Please check your tariff for detailed cost of running. Prices rounded to nearest whole pence. Flame effect only calculation based on 4 hours usage. Heat calculation based on 4 hours of thermostatic usage with 50% duty cycle plus flame effect. Calculations do not include installation, maintenance, or servicing.



# e-lectra effect

---

The **e-lectra** range from Evonic Fires harnesses cutting-edge LED technology, coupled with a hypnotic and modern flame picture. This mesmerising and virtually silent effect is available with 11 unique flame effects to choose from, and is available in all appliances within this brochure. Scan the QR code to view our **e-lectra** flame effect in action.



# Cubbington



The Cubbington's main attraction is the subtle sweeping curvature of the design, which adds a touch of elegance and modernity. Available in two sizes, 1350 and 1500, and two new striking colours, Black Onyx and White Onyx, the suites can be controlled by remote, app or voice control systems. The heater provides warmth to a room in addition to the visual appeal and the glass front adds to the aesthetic appearance showcasing the realistic flames and glowing embers.

## Specifications

- 1500W heat output
- British woodland real log set
- Coconut husk & sparkling gemstone fuel bed
- Three-sided glass model
- Overbed illumination
- Independent fuel bed settings
- 11 flame effects to choose from
- Matching side panels
- See page 24 for woodwork finish options
- See page 25 for specifications



Cubbington 1500 in Black Onyx with matching side panels



Cubbington 1350 in White Onyx with matching side panels




# Heathcote



The Heathcote is available in two sizes, 1350 and 1500, and two new striking colours, Black Onyx and White Onyx. This suite boasts a modern and visually appealing design characterised by clean lines and soft edge's for simple elegance. Operation is by remote control, app, or voice controlled via Alexa or Google. The glass front serves the dual purpose of enhancing the suite's aesthetics while also keeping the fuel beds looking pristine which maintains the visual appeal of the interior.

## Specifications

- 1500W heat output
- British woodland real log set
- Coconut husk & sparkling gemstone fuel bed
- Three-sided glass model
- Overbed illumination
- Independent fuel bed settings
- 11 flame effects to choose from
- See page 24 for woodwork finish options
- See page 24 for close up of soft edge corners
- See page 25 for specifications



Heathcote 1350 in White Onyx with matching side panels



Heathcote 1500 in Black Onyx with matching side panels

# Ledbury




The Ledbury is available in two sizes, 1350 and 1500, and has a soft edged two-step shelf and hearth combination, and is featured in our two new colours of Black and White Onyx. Operated by remote or smart control, there are multiple flame effects to choose from to suit any mood or décor. The glass front not only enhances the aesthetic appeal but also serves the functional purpose of keeping the fuel bed dust-free.

## Specifications

- 1500W heat output
- British woodland real log set
- Coconut husk & sparkling gemstone fuel bed
- Three-sided glass model
- Overbed illumination
- Independent fuel bed settings
- 11 flame effects to choose from
- Black Onyx side panels
- See page 24 for close up of soft edge corners
- See page 25 for specifications



Ledbury 1500 in Black and White Onyx accents with Black Onyx side panels



Ledbury 1350 in Black and White Onyx accents with Black Onyx side panels

# Welford



The Welford stands out with its mesmerising combination of colours, featuring accents of Oak, Black and White. This blend of colours and soft edges adds a touch of sophistication and versatility, and the inclusion of Oak slatted side panels brings an elegant touch to the design. Available in two sizes, 1350 and 1500, a full glass front enhances the visual appeal and acts as a barrier to protect the fuel bed from dust and debris.

## Specifications

- 1500W heat output
- British woodland real log set
- Coconut husk & sparkling gemstone fuel bed
- Three-sided glass model
- Overbed illumination
- Independent fuel bed settings
- Operated by remote control or app
- 11 flame effects to choose from
- See page 24 for close up of soft edge corners
- See page 25 for specifications



Welford 1350 in tricolour complete with Oak slatted side panels



Welford 1500 in tricolour complete with Oak slatted side panels

# E-lectra S



The E-lectra S is a modern electric suite designed with clean lines and simple elegance. It is available in two sizes, 1350 and 1500, and comes in seven different colours and a choice of two striking side panels, allowing you to choose the one that best complements your interior décor. Operation is user-friendly and versatile by remote, app or voice control. To maintain the suites aesthetic appeal, a glass front is included to keep the fuel bed and interior components looking pristine.

## Specifications

- 1500W heat output
- British woodland real log set
- Coconut husk & sparkling gemstone fuel bed
- Three-sided glass model
- Overbed illumination
- Independent fuel bed settings
- 11 flame effects to choose from
- See page 24 for woodwork and side panel finish options
- See page 25 for specifications




E-lectra S 1500 in White with Gold side panels




E-lectra S 1350 in Soapstone with Pewter side panels

# Finish options

Woodwork colours - excluding the Ledbury & Welford



White



Whitestone



Essence



Soapstone



Sienna



Black Onyx




White Onyx

E-lectra S - Side Panel colours



Pewter

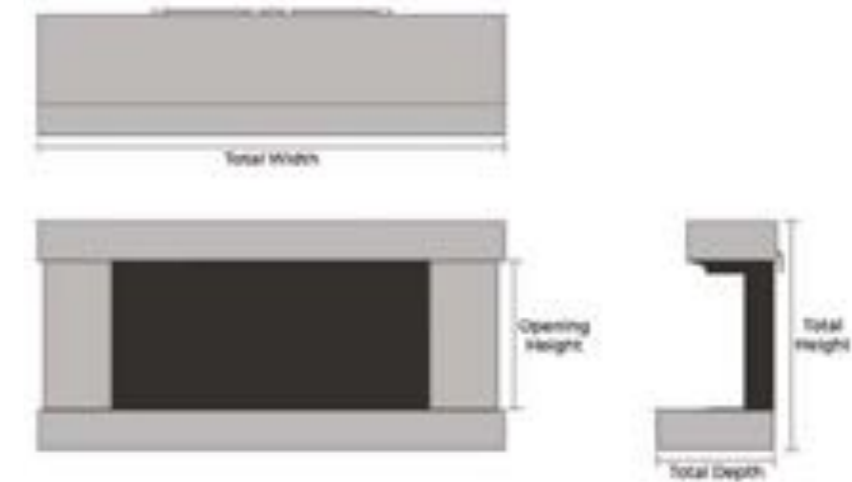


Gold

Soft edge corners - Heathcote, Ledbury & Welford



# Specifications



MODEL	Total Width	Opening Height	Total Depth	Total Height
Cubbington 1350	1350mm	416mm	330mm	671mm
Cubbington 1500	1500mm	416mm	330mm	671mm
Heathcote 1350	1350mm	416mm	330mm	636mm
Heathcote 1500	1500mm	416mm	330mm	636mm
Ledbury 1350	1350mm	416mm	330mm	671mm
Ledbury 1500	1500mm	416mm	330mm	671mm
Welford 1350	1350mm	416mm	330mm	636mm
Welford 1500	1500mm	416mm	330mm	636mm
E-lectra S 1350	1350mm	416mm	330mm	636mm
E-lectra S 1500	1500mm	416mm	330mm	666mm



---

Download our brochures by scanning the  
QR code or from our website  
[www.evonicfires.co.uk](http://www.evonicfires.co.uk)



---

Manufactured in the United Kingdom. The images in this brochure are produced using photography and CGI. Although the utmost care has been taken to accurately portray our products, we always advise a viewing in person at an approved Evonic Fires retailer's showroom. Evonic Fires pride itself on constant development and improvement. Product descriptions are accurate at the time of publishing but are subject to change.

---

# evonicfires

DEALER STAMP

ISSUE 01

+44 (0) 1789 263868 | [sales@evonicfires.co.uk](mailto:sales@evonicfires.co.uk) | [www.evonicfires.co.uk](http://www.evonicfires.co.uk)

